

# UNEMPLOYMENT INSURANCE STATISTICS

State of Oregon

EMPLOYMENT DEPARTMENT

UI Program Analysis

Rick Hawes

(503) 947-1711

LABOR FORCE DATA		This Month	Last Month	Last Year
		May 2008	Apr 2008	May 2007
Oregon Civilian Labor Force		1,939,069	1,940,711	1,913,060
Total Number Unemployed		102,543	107,055	90,918
UNEMPLOYMENT RATES (CIVILIAN)				
Total Unemployment	Oregon	5.3	5.5	4.8
	National	5.2	4.8	4.3
Seasonally Adjusted	Oregon	5.6	5.4	5.1
	National	5.5	5.0	4.5

Week #28 Ending July 12, 2008	THIS WEEK		LAST WEEK		This Month	Last Month	Last Year
	2008	2007	2008	2007	Jun 2008	May 2008	Jun 2007
<b>UNEMPLOYMENT RATES</b>							
Insured Unemployment: Oregon	3.41	2.60	3.00	2.31	2.91	2.96	2.74
EB Trigger	3.16	2.41	3.16	2.42			
Adjusted Insured Unemployment	3.95	3.02	3.92	3.05			
National Average TUR +	5.60	5.10	5.60	5.10			
<b>REGULAR CLAIMS (UI, UCFE, UCX)</b>							
Initial Claims (Excl. Liable)*	8,741	6,565	8,904	7,749	34,193	29,667	24,175
Oregon - New	3,925	3,336	4,147	3,740	16,708	13,907	12,313
Additional	4,591	3,020	4,491	3,807	16,547	14,861	11,041
Interstate - Agent	225	209	266	202	938	899	821
Interstate - Liable	225	173	323	182	834	654	695
Weeks Claimed (Excl. Liable)*	58,434	44,011	51,282	38,941	254,337	217,919	156,238
Oregon	56,234	42,298	49,543	37,426	245,765	208,579	149,049
Interstate - Agent	2,200	1,713	1,739	1,515	8,572	9,340	7,189
Interstate - Liable	1,680	1,505	1,543	1,408	7,790	6,422	5,759
New Combined Wage Claims	163	149	96	108	562	625	477
Non-monetary Determinations & Redeter.	2,428	2,555	1,944	1,918	9,742	10,914	9,809
<b>PAYMENTS: REGULAR BENEFITS</b>							
First Payments	3,152	2,406	2,760	2,419	12,426	11,252	8,320
Checks Issued	52,092	38,982	48,030	36,170	237,619	207,167	145,043
Gross Amount of Payments (\$)*	14,350,929	10,340,339	12,957,059	9,347,385	64,482,521	55,725,244	37,933,395
Average Check Amount (\$)*	275.49	265.26	269.77	258.43	271.37	268.99	261.53
Number Exhausting Benefits	1,403	1,156	844	649	4,689	4,469	2,815
<b>TRUST FUND</b>							
Receipts (in Millions) (\$)					INA	INA	INA
Balance (in Millions) (\$)	2,092.81	2,041.42	2,104.27	2,047.81	2,095.20	2,157.34	2,055.19

+ NTUR: Unemployment Compensation Amendment of 1992 specifies that a 2 month average NTUR be used to determine duration levels.

[http://www.oregon.gov/EMPLOY/BUDGET/UI/current\\_reports.shtml](http://www.oregon.gov/EMPLOY/BUDGET/UI/current_reports.shtml)

\* Excludes WORKSHARE program

UI Pub 102(02/05/04)

**Week #28 Ending July 12, 2008**

	This Week	Last Week	Cumulative
<b>EXTENDED BENEFITS (UI, UCFE, UCX)</b>			
Initial Claims (Excl. Liable)	4	0	30
Weeks Claimed (Excl. Liable)	17	28	85
Gross Amount of Payments (\$)	0	0	0
Number Exhausting Benefits	0	0	0

Oregon EB TUR Trigger "OFF" 01/10/2004. Alaska "ON" 06/01/2008

<b>Misc Additional Benefits</b>			
Initial Claims (Excl. Liable)	0	0	0
Weeks Claimed (Excl. Liable)	3	1	30
Gross Amount of Payments (\$)	0	0	0
Number Exhausting Benefits	0	0	0

Cumulative Count started 01/01/2008.

<b>TRADE ADJUSTMENT ACT</b>			
Number of Active Petitions	416	416	413
Initial Claims	25	26	47,589
Weeks Claimed	574	548	2,909,031
Gross Amount of TRA Payments (\$)	237,933	229,819	78,302,525
Number Entered Training	1	28	27,836
Gross Amount of TAA Payments (\$)	109,797	153,854	88,823,972

Cumulative Count started 9/1/85.

<b>WORKSHARE PROGRAM</b>			
Initial Claims	5	98	31,356
Weeks Claimed	506	681	233,303
Gross Amount of Payments (\$)	16,700	32,538	82,938,522

Cumulative Count started 7/18/82.

<b>TRAINING UI (PTT)</b>			
Applications Accepted	37	34	44,348
Approved	32	32	42,180
Weeks Claimed	324	313	2,395,830
Gross Amount of Payments (\$)	98,938	97,639	26,344,635

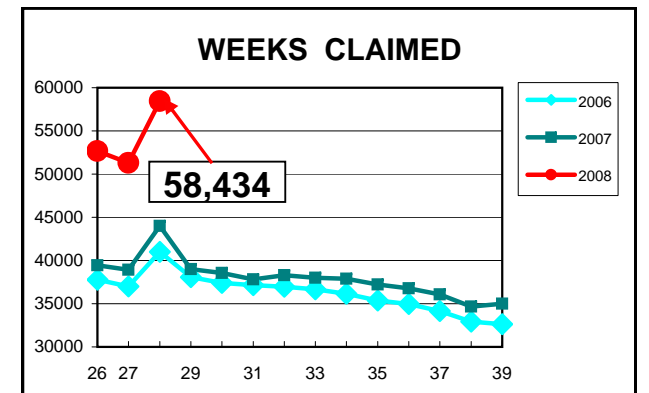
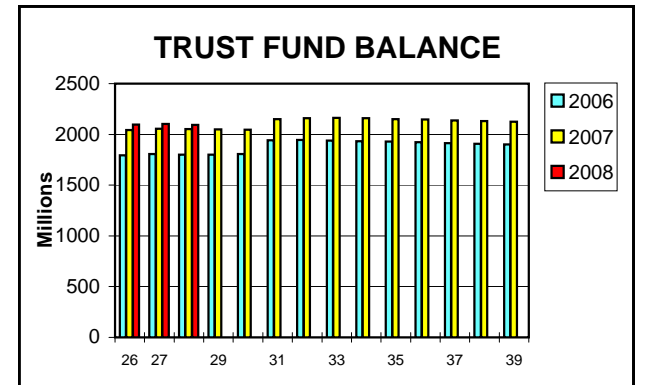
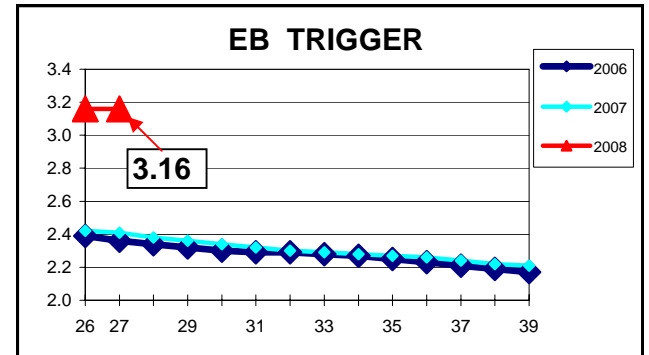
Cumulative Count started 4/3/83.

<b>SUD</b>			
Initial Claims	2	2	1,122
Weeks Claimed	109	112	8,872
Gross Amount of Payments (\$)	45,373	41,391	8,260,853

Cumulative Count started Week 35 - 9/1/2001.

<b>SELF EMPLOYMENT (SEA) MONTHLY</b>	Jun 2008	May 2008	Cumulative
Referred	22	35	2,380
Enrolled	22	38	1,959
Completed	1	1	965
<b>Weeks Claimed</b>	<b>228</b>	<b>472</b>	<b>31,724</b>
<b>Gross Amount of Payments (\$)</b>	<b>93,442</b>	<b>185,261</b>	<b>11,662,696</b>

Cumulative Count started 09/95. These are MONTHLY counts.



**Week #28 Ending July 12, 2008**

	<b>This Week</b>	<b>Last Week</b>	<b>Cumulative</b>
<b>DISASTER UNEMPLOYMENT ASSISTANCE (DUA)</b>			
Initial Claims	0	0	180
Weeks Claimed	0	0	502
Gross Amount of Payments (\$)	<b>0</b>	<b>0</b>	<b>118,216</b>
Insured	0	0	69,069
Self Employed	0	0	49,140
Number Exhausting Benefits	0	0	7

Announcement Date 12/12/2007

Cumulative Count started 12/22/2007