

UNEMPLOYMENT INSURANCE STATISTICS

State of Oregon

EMPLOYMENT DEPARTMENT

UI Program Analysis

Rick Hawes

(503) 947-1711

LABOR FORCE DATA		This Month	Last Month	Last Year
		Nov 2004	Oct 2004	Nov 2003
Oregon Civilian Labor Force		1,861,707	1,843,516	1,847,144
Total Number Unemployed		124,791	117,662	134,720
UNEMPLOYMENT RATES (CIVILIAN)				
Total Unemployment: Oregon		6.7	6.4	7.3
National		5.2	5.1	5.6
Seasonally Adjusted: Oregon		7.1	7.2	7.7
National		5.4	5.5	5.9

Week #01 Ending January 08, 2005	THIS WEEK		LAST WEEK		This Month	Last Month	Last Year
	2005	2004	2005	2004	Dec 2004	Nov 2004	Nov 2003
UNEMPLOYMENT RATES							
Insured Unemployment: Oregon	3.88	5.08	3.56	4.81	4.03	2.92	4.13
EB Trigger	3.01	4.00	2.92	3.87			
Adjusted Insured Unemployment	3.80	5.24	3.73	5.15			
National Average TUR +	7.20	7.60	7.20	7.60			
REGULAR CLAIMS (UI, UCFE, UCX)					This Month	Last Month	Last Year
					Dec 2004	Nov 2004	Dec 2003
Initial Claims (Excl. Liable)*	13,581	12,858	10,211	12,460	40,242	35,003	51,373
Oregon - New	8,728	6,921	4,529	4,405	19,980	17,248	22,813
Additional	4,442	5,419	5,289	7,508	18,335	16,066	25,958
Interstate - Agent	411	518	393	547	1,927	1,689	2,602
Interstate - Liable	348	449	255	439	1,149	1,465	1,877
Weeks Claimed (Excl. Liable)*	61,353	79,451	55,943	75,379	210,805	223,318	328,521
Oregon	57,820	76,820	52,362	70,643	194,873	210,624	306,522
Interstate - Agent	3,533	2,631	3,581	4,736	15,932	12,694	21,999
Interstate - Liable	2,917	4,535	2,851	4,297	11,633	13,957	20,410
New Combined Wage Claims	217	145	246	109	898	695	825
Non-monetary Determinations & Redeter.	2,618	2,736	1,947	2,200	10,868	10,320	14,123
PAYMENTS: REGULAR BENEFITS							
First Payments	5,334	6,682	3,281	4,772	12,863	13,285	18,488
Checks Issued	56,834	76,589	50,010	66,877	193,778	205,705	303,672
Gross Amount of Payments (\$)*	13,361,137	18,248,299	11,657,337	15,659,723	45,313,693	48,555,287	70,860,735
Average Check Amount (\$)*	235.09	238.26	233.10	234.16	233.84	236.04	233.35
Number Exhausting Benefits	946	1,948	869	1,311	3,632	4,486	6,723
TRUST FUND							
Receipts (in Millions) (\$)					INA	INA	INA
Balance (in Millions) (\$)	1,373.33	1,208.26	1,367.33	1,222.40	1,367.30	1,406.47	1,222.40

+ NTUR: Unemployment Compensation Amendment of 1992 specifies that a 2 month average NTUR be used to determine duration levels.

E Business Services Estimate

* Excludes WORKSHARE program

<http://findit.emp.state.or.us/ui/reports/102/2005/102.pdf>

UI Pub 102(02/05/04)

Week #01 Ending January 08, 2005

	This Week	Last Week	Cumulative
EXTENDED BENEFITS (UI, UCFE, UCX)			
Initial Claims (Excl. Liable)	2	0	62,989
Weeks Claimed (Excl. Liable)	0	1	549,980
Gross Amount of Payments (\$)	318	0	163,563,354
Number Exhausting Benefits	0	0	37,058

Oregon EB TUR Trigger "ON" 01/06/2002 - High EB period began week 32-ended week 44- TUR Trigger "OFF" 01/10/2004

TRADE ADJUSTMENT ACT			
Number of Active Petitions	336	336	336
Initial Claims	88	27	40,116
Weeks Claimed	642	567	228,714
Gross Amount of TRA Payments (\$)	229,947	204,918	36,036,026
Number Entered Training	0	23	25,466
Gross Amount of TAA Payments (\$)	59,081	35,171	60,972,022

Cumulative Count started 9/1/85.

NAFTA			
Number of Active Petitions	158	158	158
Initial Claims	0	0	2,138
Weeks Claimed	7	7	15,393
Gross Amount of Payments (\$)	2,777	2,806	5,734,765
Number Entered Training	0	2	2,094

Cumulative Count started 12/94. Program Certifications ended 11/04/2002

WORKSHARE PROGRAM			
Initial Claims	47	3	41,861
Weeks Claimed	185	105	167,936
Gross Amount of Payments (\$)	5,717	3,869	65,683,509

Cumulative Count started 7/18/82.

TRAINING UI (PTT)			
Applications Accepted	41	26	42,428
Approved	38	25	33,871
Weeks Claimed	247	276	2,368,895
Gross Amount of Payments (\$)	60,678	76,760	103,424,219

Cumulative Count started 4/3/83.

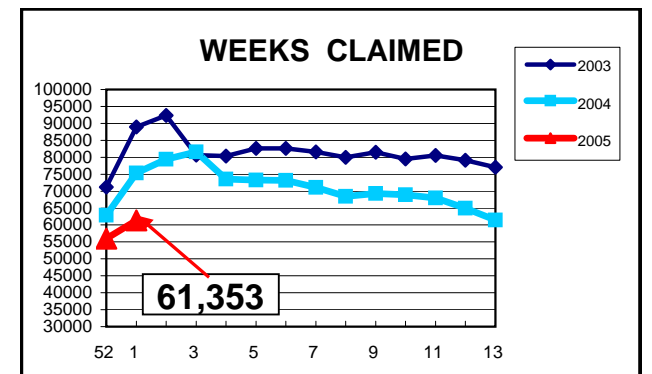
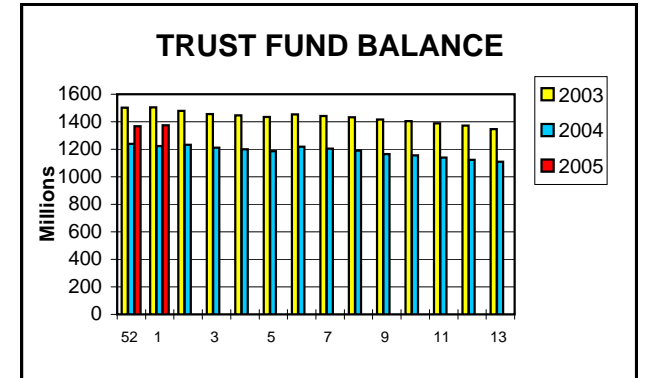
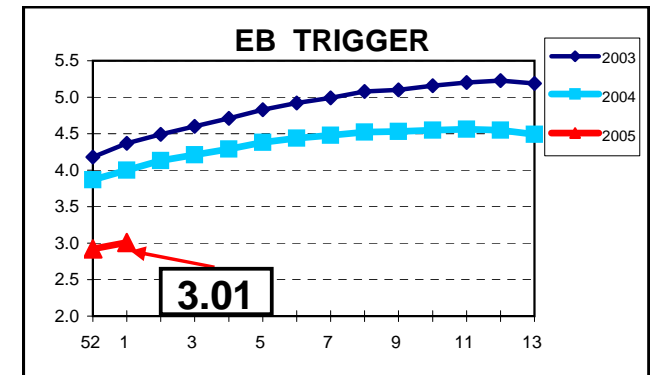
SUD			
Initial Claims	4	0	634
Weeks Claimed	27	27	1,844
Gross Amount of Payments (\$)	7,636	7,536	5,436,156

Cumulative Count started Week 35 - 9/1/2001.

SELF EMPLOYMENT (SEA) MONTHLY	Dec 2004	Nov 2004	Cumulative
Referred	17	14	1,244
Enrolled	14	14	1,054
Completed	7	17	602
Weeks Claimed	42	150	18,440
Gross Amount of Payments (\$)	14,576	51,920	5,672,922

Cumulative Count started 09/95. These are MONTHLY counts.

UI Program Analysis
(503) 947-1711



LAST WEEK January 1, 2005

Week #01 Ending January 08, 2005

	This Week	Last Week	Cumulative
Temporary Extended Unemployment Compensation(TEUC)			
Initial Claims (Excl. Liable)	9	5	170,678
Weeks Claimed (Excl. Liable)	1	3	5,314,502
Gross Amount of Payments (\$)	136	4,152	640,613,912
Number Exhausting Benefits	0	1	96,357

TEUC-X IUR Trigger (IUR = 4%) "ON" 12/23/2002 - Trigger "OFF" 01/10/2004
Cumulative Count started Week 11 - 3/11/2002.

OAB (Oregon Additional Benefits)			
Initial Claims (Excl. Liable)	11	4	27,240
Weeks Claimed (Excl. Liable)	6	4	103,789
Gross Amount of Payments (\$)	6	0	28,371,747
Number Exhausting Benefits	0	0	9,383

OAB Trigger "OFF" Insured Week 03/27/2004
Program ended 9/26/2003.