

UNEMPLOYMENT INSURANCE STATISTICS

State of Oregon

EMPLOYMENT DEPARTMENT

UI Program Analysis

Rick Hawes

(503) 947-1711

LABOR FORCE DATA	This Month	Last Month	Last Year
	Dec 2004	Nov 2004	Nov 2003
Oregon Civilian Labor Force	1,850,176	1,862,653	1,841,943
Total Number Unemployed	121,178	125,692	135,302
UNEMPLOYMENT RATES (CIVILIAN)			
Total Unemployment: Oregon	6.5	6.7	7.3
National	5.1	5.2	5.4
Seasonally Adjusted: Oregon	6.8	7.2	7.6
National	5.4	5.4	5.7

Week #02 Ending January 15, 2005	THIS WEEK		LAST WEEK		This Month	Last Month	Last Year
	2005	2004	2005	2004	Dec 2004	Nov 2004	Nov 2003
UNEMPLOYMENT RATES							
Insured Unemployment: Oregon	3.75	5.22	3.88	5.08	4.03	2.92	4.13
EB Trigger	3.10	4.13	3.01	4.00			
Adjusted Insured Unemployment	3.89	5.37	3.80	5.24			
National Average TUR +	7.20	7.60	7.20	7.60			
REGULAR CLAIMS (UI, UCFE, UCX)					This Month	Last Month	Last Year
					Dec 2004	Nov 2004	Dec 2003
Initial Claims (Excl. Liable)*	10,267	14,216	13,581	12,858	40,242	35,003	51,373
Oregon - New	6,771	9,427	8,728	6,921	19,980	17,248	22,813
Additional	3,043	4,160	4,442	5,419	18,335	16,066	25,958
Interstate - Agent	453	629	411	518	1,927	1,689	2,602
Interstate - Liable	274	510	348	449	1,149	1,465	1,877
Weeks Claimed (Excl. Liable)*	59,402	81,598	61,353	79,451	210,805	223,318	328,521
Oregon	55,868	76,938	57,820	76,820	194,873	210,624	306,522
Interstate - Agent	3,534	4,660	3,533	2,631	15,932	12,694	21,999
Interstate - Liable	2,829	4,749	2,917	4,535	11,633	13,957	20,410
New Combined Wage Claims	423	300	217	145	898	695	825
Non-monetary Determinations & Redeter.	2,895	4,257	2,618	2,736	10,868	10,320	14,123
PAYMENTS: REGULAR BENEFITS							
First Payments	3,461	5,202	5,334	6,682	12,863	13,285	18,488
Checks Issued	50,913	75,106	56,834	76,589	193,778	205,705	303,672
Gross Amount of Payments (\$)*	11,990,041	17,851,745	13,361,137	18,248,299	45,313,693	48,555,287	70,860,735
Average Check Amount (\$)*	235.50	237.69	235.09	238.26	233.84	236.04	233.35
Number Exhausting Benefits	1,193	1,602	946	1,948	3,632	4,486	6,723
TRUST FUND							
Receipts (in Millions) (\$)					INA	INA	INA
Balance (in Millions) (\$)	1,361.68	1,183.91	1,373.33	1,208.26	1,367.30	1,406.47	1,222.40

+ NTUR: Unemployment Compensation Amendment of 1992 specifies that a 2 month average NTUR be used to determine duration levels.

E Business Services Estimate

* Excludes WORKSHARE program

<http://findit.emp.state.or.us/ui/reports/102/2005/102.pdf>

UI Pub 102(02/05/04)

Week #02 Ending January 15, 2005

	This Week	Last Week	Cumulative
EXTENDED BENEFITS (UI, UCFE, UCX)			
Initial Claims (Excl. Liable)	0	2	62,989
Weeks Claimed (Excl. Liable)	0	0	549,980
Gross Amount of Payments (\$)	2,919	318	163,566,273
Number Exhausting Benefits	0	0	37,058

Oregon EB TUR Trigger "ON" 01/06/2002 - High EB period began week 32-ended week 44- TUR Trigger "OFF" 01/10/2004

TRADE ADJUSTMENT ACT			
Number of Active Petitions	336	336	336
Initial Claims	68	88	40,184
Weeks Claimed	610	642	229,324
Gross Amount of TRA Payments (\$)	218,165	229,947	36,254,191
Number Entered Training	107	0	25,573
Gross Amount of TAA Payments (\$)	102,274	59,081	61,074,296

Cumulative Count started 9/1/85.

NAFTA			
Number of Active Petitions	158	158	158
Initial Claims	0	0	2,138
Weeks Claimed	5	7	15,398
Gross Amount of Payments (\$)	1,996	2,777	5,736,761
Number Entered Training	3	0	2,097

Cumulative Count started 12/94. Program Certifications ended 11/04/2002

WORKSHARE PROGRAM			
Initial Claims	53	47	41,914
Weeks Claimed	48	185	167,984
Gross Amount of Payments (\$)	2,696	5,717	65,686,205

Cumulative Count started 7/18/82.

TRAINING UI (PTT)			
Applications Accepted	63	41	42,491
Approved	57	38	33,928
Weeks Claimed	302	247	2,369,197
Gross Amount of Payments (\$)	81,905	60,678	103,506,124

Cumulative Count started 4/3/83.

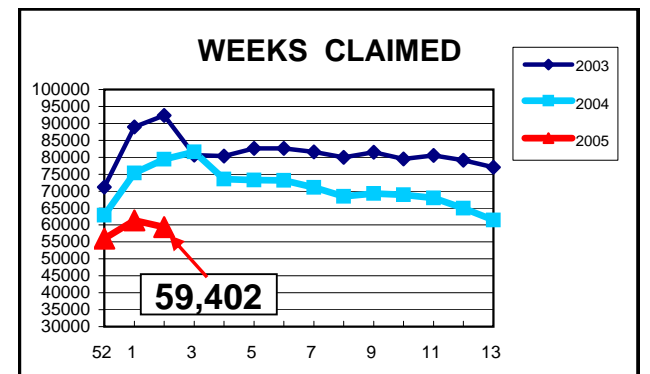
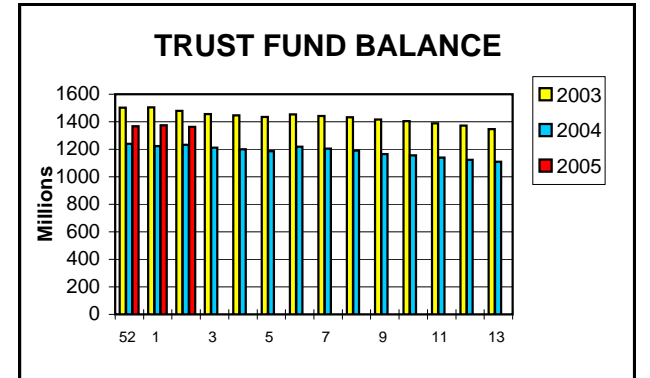
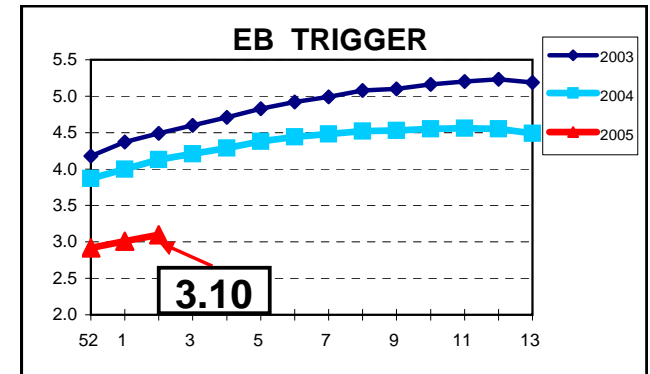
SUD			
Initial Claims	3	4	637
Weeks Claimed	47	27	1,891
Gross Amount of Payments (\$)	17,336	7,636	5,453,492

Cumulative Count started Week 35 - 9/1/2001.

SELF EMPLOYMENT (SEA) MONTHLY	Dec 2004	Nov 2004	Cumulative
Referred	17	14	1,244
Enrolled	14	14	1,054
Completed	7	17	602
Weeks Claimed	81	150	18,479
Gross Amount of Payments (\$)	29,202	51,920	5,687,548

Cumulative Count started 09/95. These are MONTHLY counts.

UI Program Analysis
(503) 947-1711



LAST WEEK January 8, 2005

Week #02 Ending January 15, 2005

	This Week	Last Week	Cumulative
Temporary Extended Unemployment Compensation (TEUC)			
Initial Claims (Excl. Liable)	3	9	170,681
Weeks Claimed (Excl. Liable)	0	1	5,314,502
Gross Amount of Payments (\$)	9,151	136	640,623,063
Number Exhausting Benefits	0	0	96,357

TEUC-X IUR Trigger (IUR = 4%) "ON" 12/23/2002 - Trigger "OFF" 01/10/2004
Cumulative Count started Week 11 - 3/11/2002.

OAB (Oregon Additional Benefits)			
Initial Claims (Excl. Liable)	5	11	27,245
Weeks Claimed (Excl. Liable)	4	6	103,793
Gross Amount of Payments (\$)	0	6	28,371,747
Number Exhausting Benefits	0	0	9,383

OAB Trigger "OFF" Insured Week 03/27/2004
Program ended 9/26/2003.