

UNEMPLOYMENT INSURANCE STATISTICS

State of Oregon

EMPLOYMENT DEPARTMENT

UI Program Analysis

Rick Hawes

(503) 947-1711

LABOR FORCE DATA		This Month	Last Month	Last Year
		Dec 2004	Nov 2004	Nov 2003
Oregon Civilian Labor Force		1,850,176	1,862,653	1,841,943
Total Number Unemployed		121,178	125,692	135,302
UNEMPLOYMENT RATES (CIVILIAN)				
Total Unemployment: Oregon		6.5	6.7	7.3
National		5.1	5.2	5.4
Seasonally Adjusted: Oregon		6.8	7.2	7.6
National		5.4	5.4	5.7

Week #04 Ending January 29, 2005	THIS WEEK		LAST WEEK		This Month	Last Month	Last Year
	2005	2004	2005	2004	Dec 2004	Nov 2004	Nov 2003
UNEMPLOYMENT RATES							
Insured Unemployment: Oregon	3.75	4.67	3.73	4.69	4.03	2.92	4.13
EB Trigger	3.27	4.29	3.19	4.21			
Adjusted Insured Unemployment	4.06	5.54	3.98	5.46			
National Average TUR +	7.10	7.40	7.20	7.60			
REGULAR CLAIMS (UI, UCFE, UCX)					This Month	Last Month	Last Year
Initial Claims (Excl. Liable)*	7,330	10,787	7,608	9,063	40,242	35,003	51,373
Oregon - New	4,108	6,263	4,374	5,722	19,980	17,248	22,813
Additional	2,893	4,132	2,829	2,803	18,335	16,066	25,958
Interstate - Agent	329	392	405	538	1,927	1,689	2,602
Interstate - Liable	220	1,821	201	209	1,149	1,465	1,877
Weeks Claimed (Excl. Liable)*	59,417	73,265	59,034	73,565	210,805	223,318	328,521
Oregon	55,624	68,653	55,677	68,914	194,873	210,624	306,522
Interstate - Agent	3,793	4,612	3,357	4,651	15,932	12,694	21,999
Interstate - Liable	2,730	4,211	2,821	4,272	11,633	13,957	20,410
New Combined Wage Claims	315	277	246	278	898	695	825
Non-monetary Determinations & Redeter.	2,769	4,410	2,249	3,725	10,868	10,320	14,123
PAYMENTS: REGULAR BENEFITS							
First Payments	4,434	5,143	6,895	7,576	12,863	13,285	18,488
Checks Issued	54,825	69,019	53,285	68,002	193,778	205,705	303,672
Gross Amount of Payments (\$)*	12,711,520	15,706,789	12,472,762	15,624,790	45,313,693	48,555,287	70,860,735
Average Check Amount (\$)*	231.86	227.57	234.08	229.77	233.84	236.04	233.35
Number Exhausting Benefits	865	1,416	949	1,393	3,632	4,486	6,723
TRUST FUND							
Receipts (in Millions) (\$)					INA	INA	INA
Balance (in Millions) (\$)	1,352.36	1,147.76	1,356.48	1,164.72	1,367.30	1,406.47	1,222.40

+ NTUR: Unemployment Compensation Amendment of 1992 specifies that a 2 month average NTUR be used to determine duration levels.

E Business Services Estimate

* Excludes WORKSHARE program

<http://findit.emp.state.or.us/ui/reports/102/2005/102.pdf>

UI Pub 102(02/05/04)

Week #04 Ending January 29, 2005

	This Week	Last Week	Cumulative
EXTENDED BENEFITS (UI, UCFE, UCX)			
Initial Claims (Excl. Liable)	1	0	62,990
Weeks Claimed (Excl. Liable)	0	0	549,980
Gross Amount of Payments (\$)	1,229	1,131	163,568,633
Number Exhausting Benefits	0	0	37,058

Oregon EB TUR Trigger "ON" 01/06/2002 - High EB period began week 32-ended week 44- TUR Trigger "OFF" 01/10/2004

TRADE ADJUSTMENT ACT			
Number of Active Petitions	336	336	336
Initial Claims	43	35	40,262
Weeks Claimed	608	586	230,518
Gross Amount of TRA Payments (\$)	221,257	212,921	36,688,369
Number Entered Training	29	11	25,613
Gross Amount of TAA Payments (\$)	73,260	45,037	61,192,593

Cumulative Count started 9/1/85.

NAFTA			
Number of Active Petitions	158	158	158
Initial Claims	0	0	2,138
Weeks Claimed	7	6	15,411
Gross Amount of Payments (\$)	2,811	2,396	5,741,968
Number Entered Training	0	0	2,097

Cumulative Count started 12/94. Program Certifications ended 11/04/2002

WORKSHARE PROGRAM			
Initial Claims	1,057	27	42,998
Weeks Claimed	75	53	168,112
Gross Amount of Payments (\$)	3,935	3,024	65,693,164

Cumulative Count started 7/18/82.

TRAINING UI (PTT)			
Applications Accepted	37	39	42,567
Approved	30	36	33,994
Weeks Claimed	352	324	2,369,873
Gross Amount of Payments (\$)	93,031	87,282	103,686,437

Cumulative Count started 4/3/83.

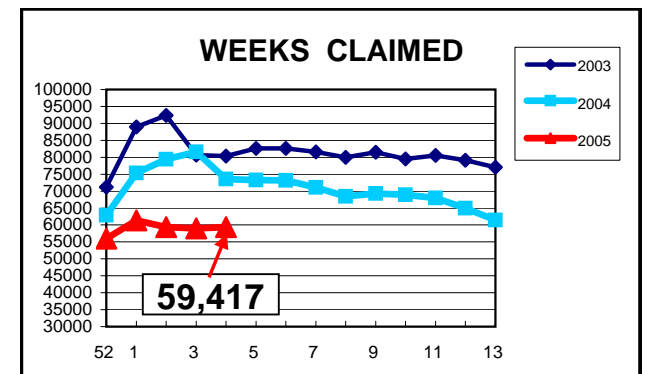
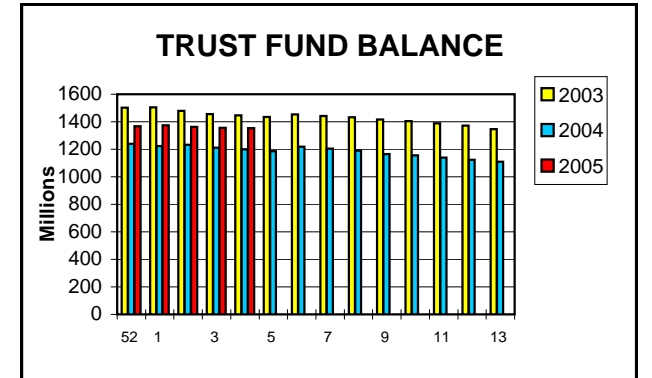
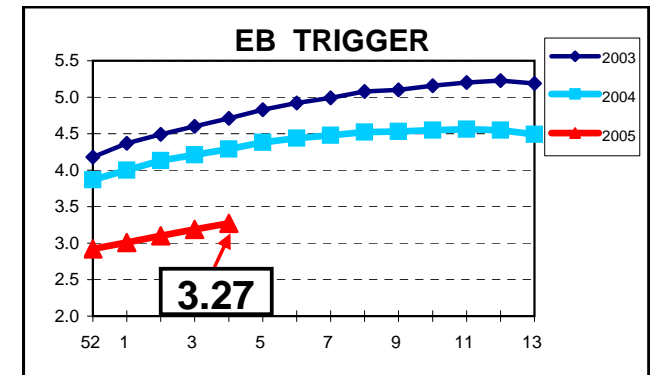
SUD			
Initial Claims	1	3	641
Weeks Claimed	34	32	1,957
Gross Amount of Payments (\$)	9,689	9,099	5,472,280

Cumulative Count started Week 35 - 9/1/2001.

SELF EMPLOYMENT (SEA) MONTHLY	Dec 2004	Nov 2004	Cumulative
Referred	17	14	1,244
Enrolled	14	14	1,054
Completed	7	17	602
Weeks Claimed	159	150	18,636
Gross Amount of Payments (\$)	56,839	51,920	5,715,185

Cumulative Count started 09/95. These are MONTHLY counts.

UI Program Analysis
(503) 947-1711



Week #04 Ending January 29, 2005

	This Week	Last Week	Cumulative
Temporary Extended Unemployment Compensation (TEUC)			
Initial Claims (Excl. Liable)	7	1	170,689
Weeks Claimed (Excl. Liable)	0	0	5,314,502
Gross Amount of Payments (\$)	3,963	3,097	640,630,123
Number Exhausting Benefits	0	0	96,357

TEUC-X IUR Trigger (IUR = 4%) "ON" 12/23/2002 - Trigger "OFF" 01/10/2004

Cumulative Count started Week 11 - 3/11/2002.

OAB (Oregon Additional Benefits)			
Initial Claims (Excl. Liable)	4	9	27,258
Weeks Claimed (Excl. Liable)	3	3	103,799
Gross Amount of Payments (\$)	0	105	28,371,852
Number Exhausting Benefits	0	0	9,383

OAB Trigger "OFF" Insured Week 03/27/2004

Program ended 9/26/2003.