

UNEMPLOYMENT INSURANCE STATISTICS

State of Oregon

EMPLOYMENT DEPARTMENT

UI Program Analysis

Rick Hawes

(503) 947-1711

LABOR FORCE DATA	This Month	Last Month	Last Year
	Dec 2004	Nov 2004	Dec 2003
Oregon Civilian Labor Force	1,850,176	1,862,653	1,841,943
Total Number Unemployed	121,178	125,692	135,302
UNEMPLOYMENT RATES (CIVILIAN)			
Total Unemployment: Oregon	6.5	6.7	7.3
National	5.1	5.2	5.4
Seasonally Adjusted: Oregon	6.8	7.2	7.6
National	5.4	5.4	5.7

Week #07 Ending February 19, 2005	THIS WEEK		LAST WEEK		This Month	Last Month	Last Year
	2005	2004	2005	2004	Jan 2005	Dec 2004	Jan 2004
UNEMPLOYMENT RATES							
Insured Unemployment: Oregon	3.57	4.37	3.62	4.53	3.76	4.03	6.08
EB Trigger	3.46	4.48	3.41	4.44			
Adjusted Insured Unemployment	4.29	5.72	4.24	5.68			
National Average TUR +	7.10	7.40	7.10	7.40			
REGULAR CLAIMS (UI, UCFE, UCX)					This Month	Last Month	Last Year
					Jan 2005	Dec 2004	Jan 2004
Initial Claims (Excl. Liable)*	6,241	7,219	6,006	7,638	40,970	40,242	49,303
Oregon - New	3,299	3,055	3,124	3,933	25,052	19,980	29,112
Additional	2,625	3,798	2,560	3,295	14,319	18,335	18,114
Interstate - Agent	317	366	322	410	1,599	1,927	2,077
Interstate - Liable	169	335	180	311	1,114	1,149	1,821
Weeks Claimed (Excl. Liable)*	56,437	68,413	57,289	71,073	286,388	210,805	311,446
Oregon	53,084	64,274	53,890	66,662	271,425	194,873	293,708
Interstate - Agent	3,353	4,139	3,399	4,411	14,963	15,932	17,738
Interstate - Liable	2,531	4,016	2,620	4,072	13,627	11,633	17,884
New Combined Wage Claims	172	155	178	219	1,249	898	1,023
Non-monetary Determinations & Redeter.	3,025	3,140	2,664	3,963	10,992	10,868	15,458
PAYMENTS: REGULAR BENEFITS							
First Payments	3,256	3,474	3,044	3,675	22,321	12,863	25,124
Checks Issued	53,785	65,809	53,620	67,979	260,877	193,778	291,184
Gross Amount of Payments (\$)*	12,438,037	14,880,289	12,402,136	15,369,941	60,989,723	45,313,693	67,987,046
Average Check Amount (\$)*	231.25	226.11	231.30	226.10	233.79	233.84	233.48
Number Exhausting Benefits	889	1,268	940	1,417	4,636	3,632	6,386
TRUST FUND							
Receipts (in Millions) (\$)					INA	INA	INA
Balance (in Millions) (\$)	1,411.02	1,151.84	1,421.62	1,183.11	1,353.76	1,367.30	1,173.19

+ NTUR: Unemployment Compensation Amendment Of 1992 specifies that a 2 month average NTUR be used to determine duration levels.

E Business Services Estimate

* Excludes WORKSHARE program

<http://findit.emp.state.or.us/ui/reports/102/2005/102.pdf>

UI Pub 102(02/05/04)

Week #07 Ending February 19, 2005

	This Week	Last Week	Cumulative
EXTENDED BENEFITS (UI, UCFE, UCX)			
Initial Claims (Excl. Liable)	0	0	62,990
Weeks Claimed (Excl. Liable)	1	0	549,981
Gross Amount of Payments (\$)	0	0	163,569,589
Number Exhausting Benefits	0	0	37,058

Oregon EB TUR Trigger "ON" 01/06/2002 - High EB period began week 32-ended week 44- TUR Trigger "OFF" 01/10/2004

TRADE ADJUSTMENT ACT			
Number of Active Petitions	337	337	337
Initial Claims	47	24	40,372
Weeks Claimed	591	594	232,304
Gross Amount of TRA Payments (\$)	214,518	216,104	37,336,547
Number Entered Training	0	0	25,627
Gross Amount of TAA Payments (\$)	63,715	137,222	61,593,986

Cumulative Count started 9/1/85.

NAFTA			
Number of Active Petitions	158	158	158
Initial Claims	0	0	2,138
Weeks Claimed	5	5	15,429
Gross Amount of Payments (\$)	1,996	1,996	5,749,068
Number Entered Training	0	0	2,098

Cumulative Count started 12/94. Program Certifications ended 11/04/2002

WORKSHARE PROGRAM			
Initial Claims	37	50	43,293
Weeks Claimed	668	659	169,478
Gross Amount of Payments (\$)	17,796	13,260	65,726,921

Cumulative Count started 7/18/82.

TRAINING UI (PTT)			
Applications Accepted	38	67	42,737
Approved	30	60	34,132
Weeks Claimed	420	392	2,371,064
Gross Amount of Payments (\$)	115,291	98,892	104,002,260

Cumulative Count started 4/3/83.

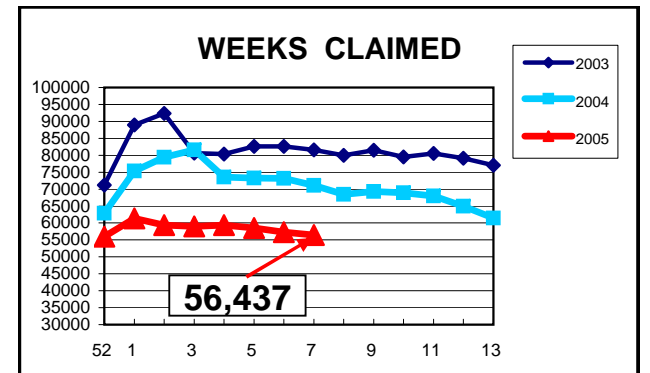
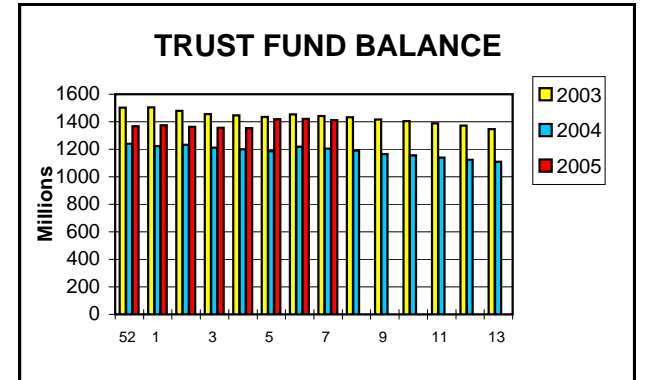
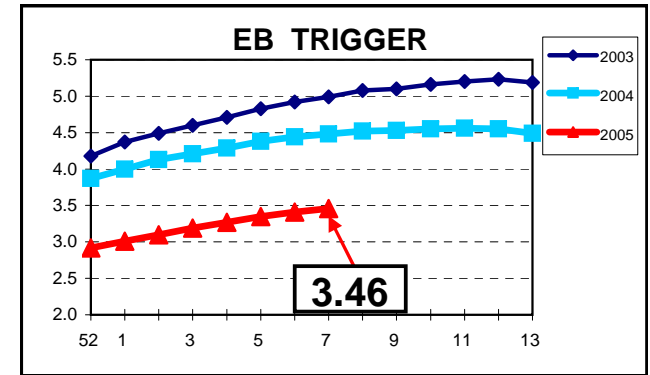
SUD			
Initial Claims	1	2	644
Weeks Claimed	33	34	2,060
Gross Amount of Payments (\$)	9,915	10,654	5,502,482

Cumulative Count started Week 35 - 9/1/2001.

SELF EMPLOYMENT (SEA) MONTHLY	Jan 2005	Dec 2004	Cumulative
Referred	12	17	1,256
Enrolled	11	14	1,065
Completed	6	7	608
Weeks Claimed	119	159	18,755
Gross Amount of Payments (\$)	41,808	56,839	5,756,993

Cumulative Count started 09/95. These are MONTHLY counts.

UI Program Analysis
(503) 947-1711



LAST WEEK February 12, 2005

Week #07 Ending February 19, 2005

	This Week	Last Week	Cumulative
Temporary Extended Unemployment Compensation (TEUC)			
Initial Claims (Excl. Liable)	1	1	170,693
Weeks Claimed (Excl. Liable)	0	1	5,314,503
Gross Amount of Payments (\$)	0	275	640,632,432
Number Exhausting Benefits	0	0	96,357

TEUC-X IUR Trigger (IUR = 4%) "ON" 12/23/2002 - Trigger "OFF" 01/10/2004

Cumulative Count started Week 11 - 3/11/2002.

OAB (Oregon Additional Benefits)			
Initial Claims (Excl. Liable)	1	2	27,264
Weeks Claimed (Excl. Liable)	3	10	103,812
Gross Amount of Payments (\$)	0	702	28,372,665
Number Exhausting Benefits	0	0	9,383

OAB Trigger "OFF" Insured Week 03/27/2004

Program ended 9/26/2003.