

# UNEMPLOYMENT INSURANCE STATISTICS

State of Oregon

EMPLOYMENT DEPARTMENT

UI Program Analysis

Rick Hawes

(503) 947-1711

LABOR FORCE DATA		This Month	Last Month	Last Year
		Jan 2005	Dec 2004	Jan 2004
Oregon Civilian Labor Force		1,834,252	1,851,775	1,837,305
Total Number Unemployed		131,805	124,492	158,841
UNEMPLOYMENT RATES (CIVILIAN)				
Total Unemployment: Oregon		7.2	6.7	8.6
National		5.7	5.1	6.3
Seasonally Adjusted: Oregon		6.4	7.0	7.9
National		5.2	5.4	5.7

Week #09 Ending March 5, 2005	THIS WEEK		LAST WEEK		This Month	Last Month	Last Year
	2005	2004	2005	2004	Jan 2005	Dec 2004	Jan 2004
<b>UNEMPLOYMENT RATES</b>							
Insured Unemployment: Oregon	3.41	4.40	3.49	4.42	3.76	4.03	6.08
EB Trigger	3.52	4.53	3.51	4.52			
Adjusted Insured Unemployment	4.35	5.77	4.34	5.77			
National Average TUR +	7.10	7.40	7.10	7.40			
<b>REGULAR CLAIMS (UI, UCFE, UCX)</b>							
<b>Initial Claims (Excl. Liable)*</b>	<b>6,376</b>	<b>7,817</b>	<b>5,566</b>	<b>8,422</b>	<b>40,970</b>	<b>40,242</b>	<b>49,303</b>
Oregon - New	3,349	3,616	2,760	3,844	25,052	19,980	29,112
Additional	2,776	3,821	2,502	4,246	14,319	18,335	18,114
Interstate - Agent	251	380	304	332	1,599	1,927	2,077
Interstate - Liable	161	338	166	355	1,114	1,149	1,821
<b>Weeks Claimed (Excl. Liable)*</b>	<b>53,998</b>	<b>68,924</b>	<b>55,055</b>	<b>69,292</b>	<b>286,388</b>	<b>210,805</b>	<b>311,446</b>
Oregon	50,803	64,657	51,702	65,125	271,425	194,873	293,708
Interstate - Agent	3,195	4,267	3,353	4,167	14,963	15,932	17,738
Interstate - Liable	2,376	4,164	2,446	4,044	13,627	11,633	17,884
<b>New Combined Wage Claims</b>	<b>178</b>	<b>160</b>	<b>161</b>	<b>171</b>	<b>1,249</b>	<b>898</b>	<b>1,023</b>
<b>Non-monetary Determinations &amp; Redeter.</b>	<b>2,950</b>	<b>3,479</b>	<b>2,334</b>	<b>3,891</b>	<b>10,992</b>	<b>10,868</b>	<b>15,458</b>
<b>PAYMENTS: REGULAR BENEFITS</b>							
First Payments	2,528	3,081	2,445	3,361	22,321	12,863	25,124
Checks Issued	51,819	65,941	51,687	67,349	260,877	193,778	291,184
Gross Amount of Payments (\$)*	12,066,476	15,032,995	11,976,435	15,214,741	60,989,723	45,313,693	67,987,046
Average Check Amount (\$)*	232.86	227.98	231.71	225.91	233.79	233.84	233.48
Number Exhausting Benefits	855	1,263	879	1,295	4,636	3,632	6,386
<b>TRUST FUND</b>							
Receipts (in Millions) (\$)					INA	INA	INA
Balance (in Millions) (\$)	1,396.36	1,141.72	1,406.38	1,138.09	1,353.76	1,367.30	1,173.19

+ NTUR: Unemployment Compensation Amendment of 1992 specifies that a 2 month average NTUR be used to determine duration levels.

E Business Services Estimate

\* Excludes WORKSHARE program

<http://findit.emp.state.or.us/ui/reports/102/2005/102.pdf>

UI Pub 102(02/05/04)

**Week #09 Ending March 5, 2005**

	This Week	Last Week	Cumulative
<b>EXTENDED BENEFITS (UI, UCFE, UCX)</b>			
Initial Claims (Excl. Liable)	0	0	62,990
Weeks Claimed (Excl. Liable)	0	0	549,981
Gross Amount of Payments (\$)	98	525	163,570,212
Number Exhausting Benefits	0	1	37,059

Oregon EB TUR Trigger "ON" 01/06/2002 - High EB period began week 32-ended week 44- TUR Trigger "OFF" 01/10/2004

<b>TRADE ADJUSTMENT ACT</b>			
Number of Active Petitions	339	338	339
Initial Claims	53	25	40,450
Weeks Claimed	576	557	233,437
Gross Amount of TRA Payments (\$)	210,088	203,848	37,750,483
Number Entered Training	13	3	25,643
Gross Amount of TAA Payments (\$)	177,795	114,471	61,886,252

Cumulative Count started 9/1/85.

<b>NAFTA</b>			
Number of Active Petitions	158	158	158
Initial Claims	0	0	2,138
Weeks Claimed	5	5	15,439
Gross Amount of Payments (\$)	1,996	1,996	5,753,060
Number Entered Training	0	0	2,098

Cumulative Count started 12/94. Program Certifications ended 11/04/2002

<b>WORKSHARE PROGRAM</b>			
Initial Claims	28	20	43,341
Weeks Claimed	136	1,087	170,701
Gross Amount of Payments (\$)	7,705	61,661	65,796,287

Cumulative Count started 7/18/82.

<b>TRAINING UI (PTT)</b>			
Applications Accepted	37	27	42,801
Approved	25	19	34,176
Weeks Claimed	428	416	2,371,908
Gross Amount of Payments (\$)	110,104	113,205	104,225,569

Cumulative Count started 4/3/83.

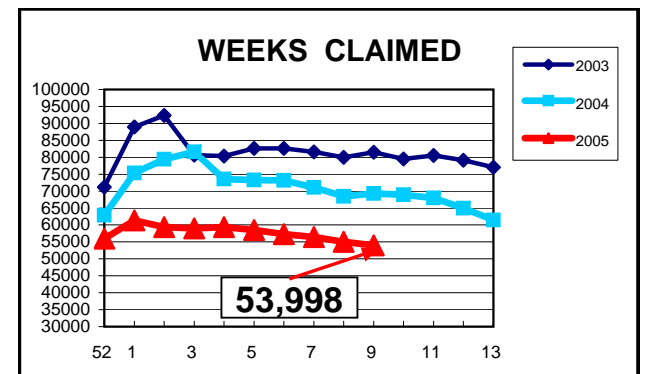
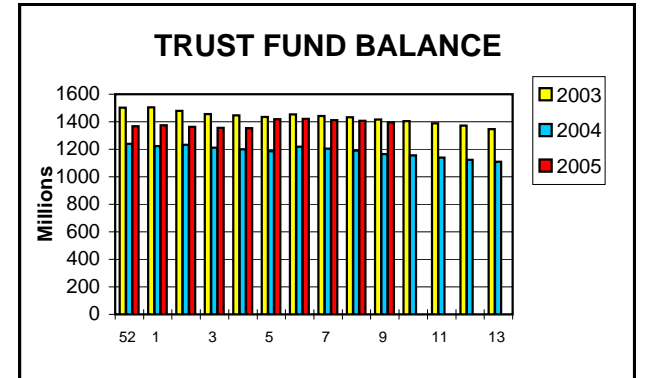
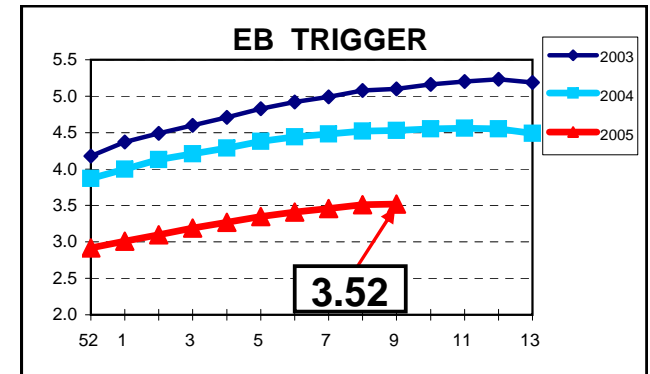
<b>SUD</b>			
Initial Claims	0	0	644
Weeks Claimed	35	35	2,130
Gross Amount of Payments (\$)	10,280	9,679	5,522,441

Cumulative Count started Week 35 - 9/1/2001.

<b>SELF EMPLOYMENT (SEA) MONTHLY</b>	Jan 2005	Dec 2004	Cumulative
Referred	12	17	1,256
Enrolled	11	14	1,065
Completed	6	7	608
Weeks Claimed	204	159	18,840
Gross Amount of Payments (\$)	71,195	56,839	5,786,380

Cumulative Count started 09/95. These are MONTHLY counts.

UI Program Analysis  
(503) 947-1711



**LAST WEEK February 26, 2005**

**Week #09 Ending March 5, 2005**

	<b>This Week</b>	<b>Last Week</b>	<b>Cumulative</b>
<b>Temporary Extended Unemployment Compensation (TEUC)</b>			
Initial Claims (Excl. Liable)	0	0	170,693
Weeks Claimed (Excl. Liable)	0	0	5,314,503
Gross Amount of Payments (\$)	0	405	640,632,837
Number Exhausting Benefits	0	0	96,357

TEUC-X IUR Trigger (IUR = 4%) "ON" 12/23/2002 - Trigger "OFF" 01/10/2004

Cumulative Count started Week 11 - 3/11/2002.

<b>OAB (Oregon Additional Benefits)</b>			
Initial Claims (Excl. Liable)	1	0	27,265
Weeks Claimed (Excl. Liable)	38	3	103,853
Gross Amount of Payments (\$)	291	0	28,372,956
Number Exhausting Benefits	0	0	9,383

OAB Trigger "OFF" Insured Week 03/27/2004

Program ended 9/26/2003.