

# UNEMPLOYMENT INSURANCE STATISTICS

State of Oregon

EMPLOYMENT DEPARTMENT

UI Program Analysis

Rick Hawes

(503) 947-1711

LABOR FORCE DATA		This Month	Last Month	Last Year
		Feb 2005	Jan 2005	Feb 2004
Oregon Civilian Labor Force		1,850,186	1,833,932	1,837,200
Total Number Unemployed		138,555	131,061	156,011
UNEMPLOYMENT RATES (CIVILIAN)				
Total Unemployment: Oregon		7.5	7.1	8.5
National		5.8	5.7	6.0
Seasonally Adjusted: Oregon		6.6	6.3	7.7
National		5.4	5.2	5.6

Week #10 Ending March 12, 2005	THIS WEEK		LAST WEEK		This Month	Last Month	Last Year
	2005	2004	2005	2004	Feb 2005	Jan 2005	Feb 2004
<b>UNEMPLOYMENT RATES</b>							
Insured Unemployment: Oregon	3.36	4.34	3.41	4.40	3.71	3.76	4.66
EB Trigger	3.54	4.55	3.52	4.53			
Adjusted Insured Unemployment	4.32	5.78	4.35	5.77			
National Average TUR +	6.90	7.70	7.10	7.40			
<b>REGULAR CLAIMS (UI, UCFE, UCX)</b>					This Month	Last Month	Last Year
					Feb 2005	Jan 2005	Feb 2004
<b>Initial Claims (Excl. Liable)*</b>	<b>5,824</b>	<b>7,155</b>	<b>6,376</b>	<b>7,817</b>	<b>24,636</b>	<b>40,970</b>	<b>32,694</b>
Oregon - New	2,778	3,413	3,349	3,616	12,939	25,052	15,773
Additional	2,729	3,384	2,776	3,821	10,384	14,319	15,359
Interstate - Agent	317	358	251	380	1,313	1,599	1,562
Interstate - Liable	121	297	161	338	702	1,114	1,404
<b>Weeks Claimed (Excl. Liable)*</b>	<b>53,136</b>	<b>67,995</b>	<b>53,998</b>	<b>68,924</b>	<b>223,414</b>	<b>286,388</b>	<b>281,991</b>
Oregon	49,977	63,962	50,803	64,657	209,684	271,425	264,844
Interstate - Agent	3,159	4,033	3,195	4,267	13,730	14,963	17,147
Interstate - Liable	2,284	4,064	2,376	4,164	10,028	13,627	16,320
<b>New Combined Wage Claims</b>	<b>123</b>	<b>145</b>	<b>178</b>	<b>160</b>	<b>747</b>	<b>1,249</b>	<b>771</b>
<b>Non-monetary Determinations &amp; Redeter.</b>	<b>2,889</b>	<b>3,782</b>	<b>2,950</b>	<b>3,479</b>	<b>11,053</b>	<b>10,992</b>	<b>14,968</b>
<b>PAYMENTS: REGULAR BENEFITS</b>							
First Payments	2,303	2,793	2,528	3,081	11,525	22,321	15,002
Checks Issued	50,585	64,489	51,819	65,941	211,084	260,877	270,580
Gross Amount of Payments (\$)*	11,803,598	14,657,848	12,066,476	15,032,995	48,880,262	60,989,723	61,255,600
Average Check Amount (\$)*	233.34	227.29	232.86	227.98	231.57	233.79	226.39
Number Exhausting Benefits	883	1,345	855	1,263	3,580	4,636	5,302
<b>TRUST FUND</b>							
Receipts (in Millions) (\$)					INA	INA	INA
Balance (in Millions) (\$)	1,386.63	1,126.19	1,396.36	1,141.72	1,405.08	1,353.76	1,154.18

+ NTUR: Unemployment Compensation Amendment of 1992 specifies that a 2 month average NTUR be used to determine duration levels.

E Business Services Estimate

\* Excludes WORKSHARE program

<http://findit.emp.state.or.us/ui/reports/102/2005/102.pdf>

UI Pub 102(02/05/04)

**Week #10 Ending March 12, 2005**

	This Week	Last Week	Cumulative
<b>EXTENDED BENEFITS (UI, UCFE, UCX)</b>			
Initial Claims (Excl. Liable)	0	0	62,990
Weeks Claimed (Excl. Liable)	0	0	549,981
Gross Amount of Payments (\$)	0	98	163,570,212
Number Exhausting Benefits	0	0	37,059

Oregon EB TUR Trigger "ON" 01/06/2002 - High EB period began week 32-ended week 44- TUR Trigger "OFF" 01/10/2004

<b>TRADE ADJUSTMENT ACT</b>			
	This Week	Last Week	Cumulative
Number of Active Petitions	339	339	339
Initial Claims	28	53	40,478
Weeks Claimed	581	576	234,018
Gross Amount of TRA Payments (\$)	212,156	210,088	37,962,639
Number Entered Training	1	13	25,644
Gross Amount of TAA Payments (\$)	142,806	177,795	62,029,058

Cumulative Count started 9/1/85.

<b>NAFTA</b>			
	This Week	Last Week	Cumulative
Number of Active Petitions	158	158	158
Initial Claims	0	0	2,138
Weeks Claimed	4	5	15,443
Gross Amount of Payments (\$)	1,596	1,996	5,754,656
Number Entered Training	0	0	2,098

Cumulative Count started 12/94. Program Certifications ended 11/04/2002

<b>WORKSHARE PROGRAM</b>			
	This Week	Last Week	Cumulative
Initial Claims	12	28	43,353
Weeks Claimed	198	136	170,899
Gross Amount of Payments (\$)	11,842	7,705	65,808,129

Cumulative Count started 7/18/82.

<b>TRAINING UI (PTT)</b>			
	This Week	Last Week	Cumulative
Applications Accepted	32	37	42,833
Approved	21	25	34,197
Weeks Claimed	416	428	2,372,324
Gross Amount of Payments (\$)	118,320	110,104	104,343,889

Cumulative Count started 4/3/83.

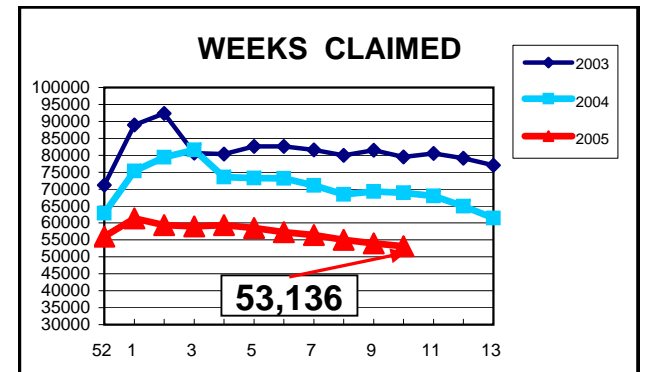
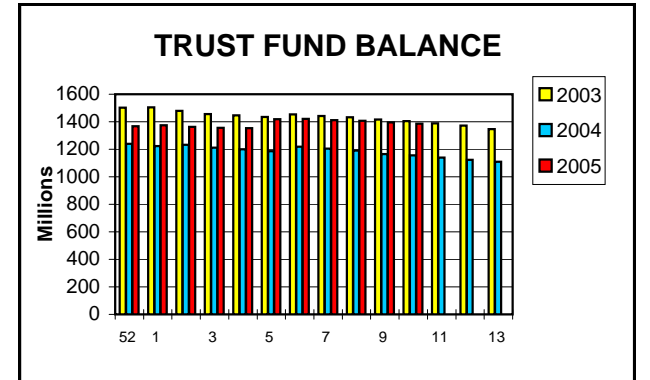
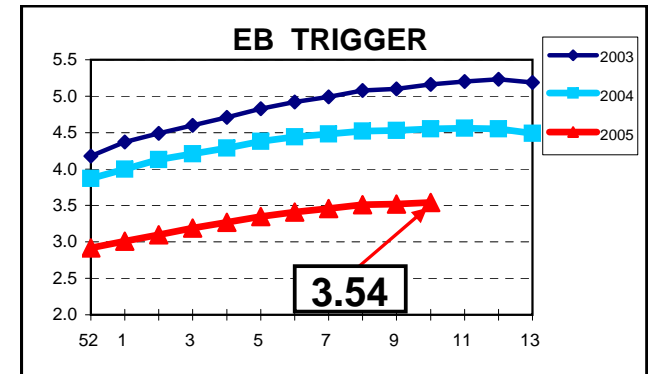
<b>SUD</b>			
	This Week	Last Week	Cumulative
Initial Claims	1	0	645
Weeks Claimed	35	35	2,165
Gross Amount of Payments (\$)	10,168	10,280	5,532,609

Cumulative Count started Week 35 - 9/1/2001.

<b>SELF EMPLOYMENT (SEA) MONTHLY</b>			
	Feb 2005	Jan 2005	Cumulative
Referred	24	12	1,280
Enrolled	16	11	1,081
Completed	7	6	615
Weeks Claimed	57	204	18,897
Gross Amount of Payments (\$)	19,179	71,195	5,805,559

Cumulative Count started 09/95. These are MONTHLY counts.

UI Program Analysis  
(503) 947-1711



**LAST WEEK March 5, 2005**

**Week #10 Ending March 12, 2005**

	<b>This Week</b>	<b>Last Week</b>	<b>Cumulative</b>
<b>Temporary Extended Unemployment Compensation (TEUC)</b>			
Initial Claims (Excl. Liable)	1	0	170,694
Weeks Claimed (Excl. Liable)	0	0	5,314,503
Gross Amount of Payments (\$)	145	0	640,632,982
Number Exhausting Benefits	0	0	96,357

TEUC-X IUR Trigger (IUR = 4%) "ON" 12/23/2002 - Trigger "OFF" 01/10/2004

Cumulative Count started Week 11 - 3/11/2002.

<b>OAB (Oregon Additional Benefits)</b>			
Initial Claims (Excl. Liable)	1	1	27,266
Weeks Claimed (Excl. Liable)	2	38	103,855
Gross Amount of Payments (\$)	168	291	28,373,124
Number Exhausting Benefits	0	0	9,383

OAB Trigger "OFF" Insured Week 03/27/2004

Program ended 9/26/2003.