

UNEMPLOYMENT INSURANCE STATISTICS

State of Oregon

EMPLOYMENT DEPARTMENT

UI Program Analysis

Rick Hawes

(503) 947-1711

LABOR FORCE DATA		This Month	Last Month	Last Year
		Feb 2005	Jan 2005	Feb 2004
Oregon Civilian Labor Force		1,850,186	1,833,932	1,837,200
Total Number Unemployed		138,555	131,061	156,011
UNEMPLOYMENT RATES (CIVILIAN)				
Total Unemployment: Oregon		7.5	7.1	8.5
National		5.8	5.7	6.0
Seasonally Adjusted: Oregon		6.6	6.3	7.7
National		5.4	5.2	5.6

Week #11 Ending March 19, 2005	THIS WEEK		LAST WEEK		This Month	Last Month	Last Year
	2005	2004	2005	2004	Feb 2005	Jan 2005	Feb 2004
UNEMPLOYMENT RATES							
Insured Unemployment: Oregon	3.24	4.14	3.36	4.34	3.71	3.76	4.66
EB Trigger	3.55	4.56	3.54	4.55			
Adjusted Insured Unemployment	4.32	5.79	4.32	5.78			
National Average TUR +	6.90	7.70	6.90	7.70			
REGULAR CLAIMS (UI, UCFE, UCX)					This Month	Last Month	Last Year
					Feb 2005	Jan 2005	Feb 2004
Initial Claims (Excl. Liable)*	5,452	6,716	5,824	7,155	24,636	40,970	32,694
Oregon - New	2,648	3,163	2,778	3,413	12,939	25,052	15,773
Additional	2,516	3,191	2,729	3,384	10,384	14,319	15,359
Interstate - Agent	288	362	317	358	1,313	1,599	1,562
Interstate - Liable	160	289	121	297	702	1,114	1,404
Weeks Claimed (Excl. Liable)*	51,071	64,923	53,136	67,995	223,414	286,388	281,991
Oregon	47,955	60,917	49,977	63,962	209,684	271,425	264,844
Interstate - Agent	3,116	4,006	3,159	4,033	13,730	14,963	17,147
Interstate - Liable	2,185	3,832	2,284	4,064	10,028	13,627	16,320
New Combined Wage Claims	156	110	123	145	747	1,249	771
Non-monetary Determinations & Redeter.	2,583	3,580	2,889	3,782	11,053	10,992	14,968
PAYMENTS: REGULAR BENEFITS							
First Payments	2,401	3,014	2,303	2,793	11,525	22,321	15,002
Checks Issued	48,390	62,717	50,585	64,489	211,084	260,877	270,580
Gross Amount of Payments (\$)*	11,616,913	14,214,271	11,803,598	14,657,848	48,880,262	60,989,723	61,255,600
Average Check Amount (\$)*	240.07	226.64	233.34	227.29	231.57	233.79	226.39
Number Exhausting Benefits	891	1,256	883	1,345	3,580	4,636	5,302
TRUST FUND							
Receipts (in Millions) (\$)					INA	INA	INA
Balance (in Millions) (\$)	1,378.20	1,109.69	1,386.63	1,126.19	1,405.08	1,353.76	1,154.18

+ NTUR: Unemployment Compensation Amendment of 1992 specifies that a 2 month average NTUR be used to determine duration levels.

E Business Services Estimate

* Excludes WORKSHARE program

<http://findit.emp.state.or.us/ui/reports/102/2005/102.pdf>

UI Pub 102(02/05/04)

Week #11 Ending March 19, 2005

	This Week	Last Week	Cumulative
EXTENDED BENEFITS (UI, UCFE, UCX)			
Initial Claims (Excl. Liable)	40	0	63,030
Weeks Claimed (Excl. Liable)	4	0	549,985
Gross Amount of Payments (\$)	405	0	163,570,617
Number Exhausting Benefits	0	0	37,059

Oregon EB TUR Trigger "ON" 01/06/2002 - High EB period began week 32-ended week 44- TUR Trigger "OFF" 01/10/2004

TRADE ADJUSTMENT ACT			
Number of Active Petitions	340	339	340
Initial Claims	29	28	40,507
Weeks Claimed	548	581	234,566
Gross Amount of TRA Payments (\$)	200,328	212,156	38,162,967
Number Entered Training	2	1	25,642
Gross Amount of TAA Payments (\$)	137,618	142,806	62,166,676

Cumulative Count started 9/1/85.

NAFTA			
Number of Active Petitions	158	158	158
Initial Claims	0	0	2,138
Weeks Claimed	5	4	15,448
Gross Amount of Payments (\$)	1,996	1,596	5,756,652
Number Entered Training	0	0	2,098

Cumulative Count started 12/94. Program Certifications ended 11/04/2002

WORKSHARE PROGRAM			
Initial Claims	20	12	43,373
Weeks Claimed	976	198	171,875
Gross Amount of Payments (\$)	55,713	11,842	65,808,129

Cumulative Count started 7/18/82.

TRAINING UI (PTT)			
Applications Accepted	31	32	42,864
Approved	24	21	34,221
Weeks Claimed	406	416	2,372,730
Gross Amount of Payments (\$)	118,320	118,320	10,461,909

Cumulative Count started 4/3/83.

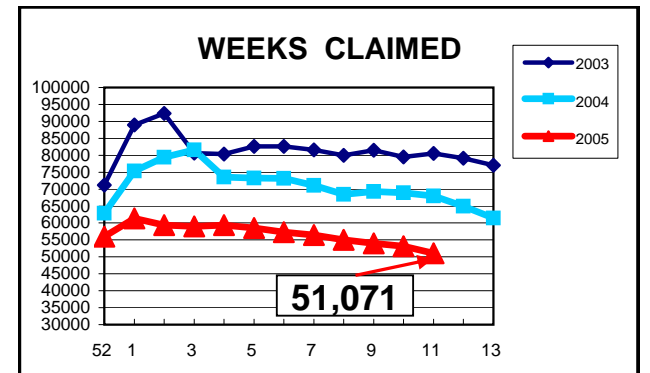
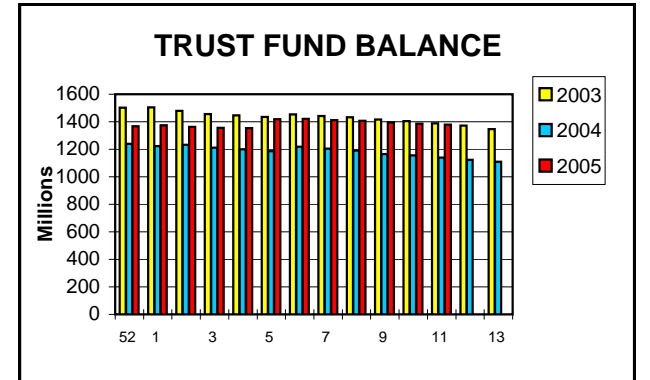
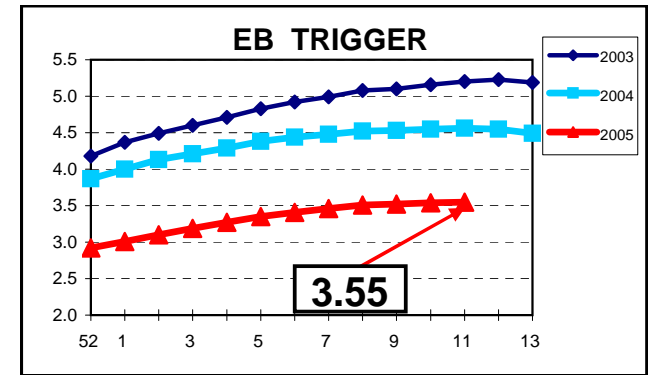
SUD			
Initial Claims	0	1	645
Weeks Claimed	36	35	2,201
Gross Amount of Payments (\$)	11,575	10,168	5,544,184

Cumulative Count started Week 35 - 9/1/2001.

SELF EMPLOYMENT (SEA) MONTHLY	Feb 2005	Jan 2005	Cumulative
Referred	24	12	1,280
Enrolled	16	11	1,081
Completed	7	6	615
Weeks Claimed	60	204	18,957
Gross Amount of Payments (\$)	19,706	71,195	5,825,265

Cumulative Count started 09/95. These are MONTHLY counts.

UI Program Analysis
(503) 947-1711



LAST WEEK March 12, 2005

Week #11 Ending March 19, 2005

	This Week	Last Week	Cumulative
Temporary Extended Unemployment Compensation (TEUC)			
Initial Claims (Excl. Liable)	0	1	170,694
Weeks Claimed (Excl. Liable)	0	0	5,314,503
Gross Amount of Payments (\$)	1,234	145	640,634,216
Number Exhausting Benefits	0	0	96,357

TEUC-X IUR Trigger (IUR = 4%) "ON" 12/23/2002 - Trigger "OFF" 01/10/2004

Cumulative Count started Week 11 - 3/11/2002.

OAB (Oregon Additional Benefits)			
Initial Claims (Excl. Liable)	0	1	27,266
Weeks Claimed (Excl. Liable)	36	2	103,891
Gross Amount of Payments (\$)	0	168	28,373,124
Number Exhausting Benefits	0	0	9,383

OAB Trigger "OFF" Insured Week 03/27/2004

Program ended 9/26/2003.