

UNEMPLOYMENT INSURANCE STATISTICS

State of Oregon

EMPLOYMENT DEPARTMENT

UI Program Analysis

Rick Hawes

(503) 947-1711

LABOR FORCE DATA		This Month	Last Month	Last Year
		Feb 2005	Jan 2005	Feb 2004
Oregon Civilian Labor Force		1,850,186	1,833,932	1,837,200
Total Number Unemployed		138,555	131,061	156,011
UNEMPLOYMENT RATES (CIVILIAN)				
Total Unemployment: Oregon		7.5	7.1	8.5
National		5.8	5.7	6.0
Seasonally Adjusted: Oregon		6.6	6.3	7.7
National		5.4	5.2	5.6

Week #12 Ending March 26, 2005	THIS WEEK		LAST WEEK		This Month	Last Month	Last Year
	2005	2004	2005	2004	Feb 2005	Jan 2005	Feb 2004
UNEMPLOYMENT RATES							
Insured Unemployment: Oregon	3.13	3.92	3.24	4.14	3.71	3.76	4.66
EB Trigger	3.55	4.55	3.55	4.56			
Adjusted Insured Unemployment	4.32	5.78	4.32	5.79			
National Average TUR +	6.90	7.70	6.90	7.70			
REGULAR CLAIMS (UI, UCFE, UCX)					This Month	Last Month	Last Year
					Feb 2005	Jan 2005	Feb 2004
Initial Claims (Excl. Liable)*	7,475	8,115	5,452	6,716	24,636	40,970	32,694
Oregon - New	2,708	2,991	2,648	3,163	12,939	25,052	15,773
Additional	4,459	4,781	2,516	3,191	10,384	14,319	15,359
Interstate - Agent	308	343	288	362	1,313	1,599	1,562
Interstate - Liable	166	321	160	289	702	1,114	1,404
Weeks Claimed (Excl. Liable)*	49,479	61,457	51,071	64,923	223,414	286,388	281,991
Oregon	46,617	57,534	47,955	60,917	209,684	271,425	264,844
Interstate - Agent	2,862	3,923	3,116	4,006	13,730	14,963	17,147
Interstate - Liable	2,137	3,709	2,185	3,832	10,028	13,627	16,320
New Combined Wage Claims	112	126	156	110	747	1,249	771
Non-monetary Determinations & Redeter.	2,586	3,214	2,583	3,580	11,053	10,992	14,968
PAYMENTS: REGULAR BENEFITS							
First Payments	2,224	2,613	2,401	3,014	11,525	22,321	15,002
Checks Issued	47,304	59,486	48,390	62,717	211,084	260,877	270,580
Gross Amount of Payments (\$)*	11,081,028	13,540,690	11,616,913	14,214,271	48,880,262	60,989,723	61,255,600
Average Check Amount (\$)*	234.25	227.63	240.07	226.64	231.57	233.79	226.39
Number Exhausting Benefits	839	1,182	891	1,256	3,580	4,636	5,302
TRUST FUND							
Receipts (in Millions) (\$)					INA	INA	INA
Balance (in Millions) (\$)	1,369.00	1,092.32	1,378.20	1,109.69	1,405.08	1,353.76	1,154.18

+ NTUR: Unemployment Compensation Amendment of 1992 specifies that a 2 month average NTUR be used to determine duration levels.

E Business Services Estimate

* Excludes WORKSHARE program

<http://findit.emp.state.or.us/ui/reports/102/2005/102.pdf>

UI Pub 102(02/05/04)

Week #12 Ending March 26, 2005

	This Week	Last Week	Cumulative
EXTENDED BENEFITS (UI, UCFE, UCX)			
Initial Claims (Excl. Liable)	21	40	61
Weeks Claimed (Excl. Liable)	80	4	84
Gross Amount of Payments (\$)	458	405	863
Number Exhausting Benefits	0	0	0

Oregon EB TUR Trigger "OFF" 01/10/2004. Alaska "ON" 03/06/2005

TRADE ADJUSTMENT ACT			
Number of Active Petitions	342	340	342
Initial Claims	43	29	40,550
Weeks Claimed	569	548	235,135
Gross Amount of TRA Payments (\$)	208,516	200,328	38,371,483
Number Entered Training	0	2	25,642
Gross Amount of TAA Payments (\$)	172,613	137,618	62,339,289

Cumulative Count started 9/1/85.

NAFTA			
Number of Active Petitions	158	158	158
Initial Claims	0	0	2,138
Weeks Claimed	5	5	15,453
Gross Amount of Payments (\$)	1,996	1,996	5,758,648
Number Entered Training	0	0	2,098

Cumulative Count started 12/94. Program Certifications ended 11/04/2002

WORKSHARE PROGRAM			
Initial Claims	8	20	43,381
Weeks Claimed	45	976	171,920
Gross Amount of Payments (\$)	2,644	55,713	65,810,773

Cumulative Count started 7/18/82.

TRAINING UI (PTT)			
Applications Accepted	45	31	42,909
Approved	35	24	34,256
Weeks Claimed	400	406	2,373,130
Gross Amount of Payments (\$)	114,801	118,320	10,576,710

Cumulative Count started 4/3/83.

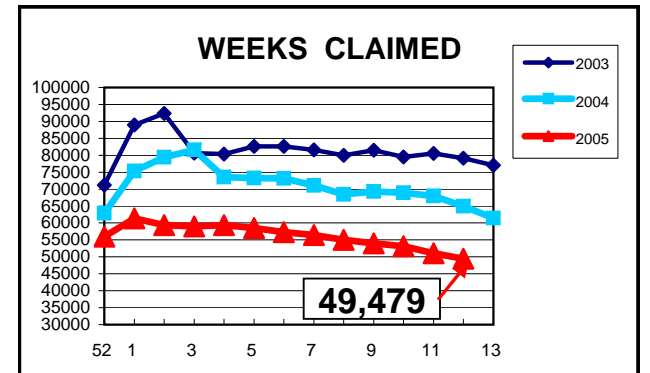
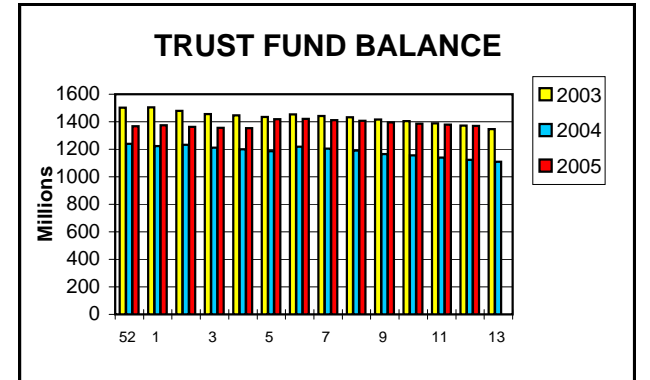
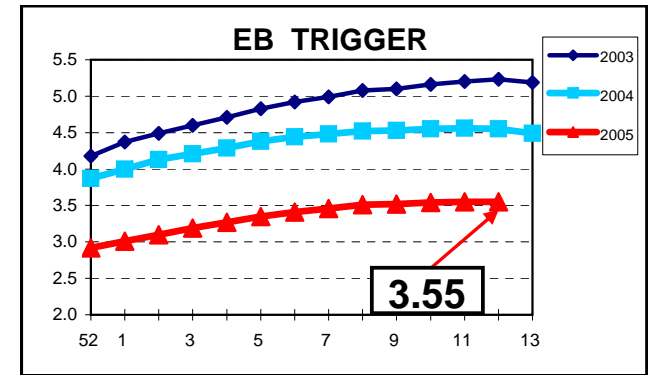
SUD			
Initial Claims	0	0	645
Weeks Claimed	37	36	2,238
Gross Amount of Payments (\$)	10,927	11,575	5,555,111

Cumulative Count started Week 35 - 9/1/2001.

SELF EMPLOYMENT (SEA) MONTHLY	Feb 2005	Jan 2005	Cumulative
Referred	24	12	1,280
Enrolled	16	11	1,081
Completed	7	6	615
Weeks Claimed	117	204	19,014
Gross Amount of Payments (\$)	40,168	71,195	5,845,727

Cumulative Count started 09/95. These are MONTHLY counts.

UI Program Analysis
(503) 947-1711



LAST WEEK March 19, 2005

Week #12 Ending March 26, 2005

	This Week	Last Week	Cumulative
Temporary Extended Unemployment Compensation (TEUC)			
Initial Claims (Excl. Liable)	0	0	170,694
Weeks Claimed (Excl. Liable)	0	0	5,314,503
Gross Amount of Payments (\$)	780	1,234	640,634,996
Number Exhausting Benefits	0	0	96,357

TEUC-X IUR Trigger (IUR = 4%) "ON" 12/23/2002 - Trigger "OFF" 01/10/2004

Cumulative Count started Week 11 - 3/11/2002.

OAB (Oregon Additional Benefits)			
Initial Claims (Excl. Liable)	0	0	27,266
Weeks Claimed (Excl. Liable)	0	36	103,891
Gross Amount of Payments (\$)	0	0	28,373,124
Number Exhausting Benefits	0	0	9,383

OAB Trigger "OFF" Insured Week 03/27/2004

Program ended 9/26/2003.