

UNEMPLOYMENT INSURANCE STATISTICS

State of Oregon

EMPLOYMENT DEPARTMENT

UI Program Analysis

Rick Hawes

(503) 947-1711

LABOR FORCE DATA		This Month	Last Month	Last Year
		Feb 2005	Jan 2005	Feb 2004
Oregon Civilian Labor Force		1,850,186	1,833,932	1,837,200
Total Number Unemployed		138,555	131,061	156,011
UNEMPLOYMENT RATES (CIVILIAN)				
Total Unemployment: Oregon		7.5	7.1	8.5
National		5.8	5.7	6.0
Seasonally Adjusted: Oregon		6.6	6.3	7.7
National		5.4	5.2	5.6

Week #13 Ending April 02, 2005	THIS WEEK		LAST WEEK		This Month	Last Month	Last Year
	2005	2004	2005	2004	Feb 2005	Jan 2005	Feb 2004
UNEMPLOYMENT RATES							
Insured Unemployment: Oregon	3.31	3.99	3.13	3.92	3.71	3.76	4.66
EB Trigger	3.53	4.49	3.55	4.55			
Adjusted Insured Unemployment	4.31	5.72	4.32	5.78			
National Average TUR +	6.60	7.70	6.90	7.70			
REGULAR CLAIMS (UI, UCFE, UCX)					This Month	Last Month	Last Year
					Feb 2005	Jan 2005	Feb 2004
Initial Claims (Excl. Liable)*	7,028	7,112	7,475	8,115	24,636	40,970	32,694
Oregon - New	2,730	2,799	2,708	2,991	12,939	25,052	15,773
Additional	3,986	3,931	4,459	4,781	10,384	14,319	15,359
Interstate - Agent	312	382	308	343	1,313	1,599	1,562
Interstate - Liable	175	316	166	321	702	1,114	1,404
Weeks Claimed (Excl. Liable)*	52,320	62,561	49,479	61,457	223,414	286,388	281,991
Oregon	49,304	58,529	46,617	57,534	209,684	271,425	264,844
Interstate - Agent	3,016	4,032	2,862	3,923	13,730	14,963	17,147
Interstate - Liable	2,138	3,738	2,137	3,709	10,028	13,627	16,320
New Combined Wage Claims	105	104	112	126	747	1,249	771
Non-monetary Determinations & Redeter.	2,584	3,442	2,586	3,214	11,053	10,992	14,968
PAYMENTS: REGULAR BENEFITS							
First Payments	2,194	2,472	2,224	2,613	11,525	22,321	15,002
Checks Issued	49,291	60,401	47,304	59,486	211,084	260,877	270,580
Gross Amount of Payments (\$)*	11,525,127	13,665,973	11,081,028	13,540,690	48,880,262	60,989,723	61,255,600
Average Check Amount (\$)*	233.82	226.25	234.25	227.63	231.57	233.79	226.39
Number Exhausting Benefits	836	1,275	839	1,182	3,580	4,636	5,302
TRUST FUND							
Receipts (in Millions) (\$)					INA	INA	INA
Balance (in Millions) (\$)	1,359.55	1,100.91	1,369.00	1,092.32	1,405.08	1,353.76	1,154.18

+ NTUR: Unemployment Compensation Amendment of 1992 specifies that a 2 month average NTUR be used to determine duration levels.

E Business Services Estimate

* Excludes WORKSHARE program

<http://findit.emp.state.or.us/ui/reports/102/2005/102.pdf>

UI Pub 102(02/05/04)

Week #13 Ending April 02, 2005

	This Week	Last Week	Cumulative
EXTENDED BENEFITS (UI, UCFE, UCX)			
Initial Claims (Excl. Liable)	12	21	73
Weeks Claimed (Excl. Liable)	22	80	106
Gross Amount of Payments (\$)	0	458	863
Number Exhausting Benefits	0	0	0

Oregon EB TUR Trigger "OFF" 01/10/2004. Alaska "ON" 03/06/2005

TRADE ADJUSTMENT ACT			
Number of Active Petitions	344	342	344
Initial Claims	16	43	40,566
Weeks Claimed	544	569	235,679
Gross Amount of TRA Payments (\$)	196,463	208,516	38,567,946
Number Entered Training	9	0	25,651
Gross Amount of TAA Payments (\$)	74,625	172,613	62,488,787

Cumulative Count started 9/1/85.

NAFTA			
Number of Active Petitions	158	158	158
Initial Claims	0	0	2,138
Weeks Claimed	6	5	15,459
Gross Amount of Payments (\$)	2,396	1,996	5,761,044
Number Entered Training	0	0	2,098

Cumulative Count started 12/94. Program Certifications ended 11/04/2002

WORKSHARE PROGRAM			
Initial Claims	0	8	43,381
Weeks Claimed	22	45	171,942
Gross Amount of Payments (\$)	2,186	2,644	65,812,959

Cumulative Count started 7/18/82.

TRAINING UI (PTT)			
Applications Accepted	45	45	42,954
Approved	35	35	34,291
Weeks Claimed	325	400	2,373,455
Gross Amount of Payments (\$)	83,041	114,801	10,659,751

Cumulative Count started 4/3/83.

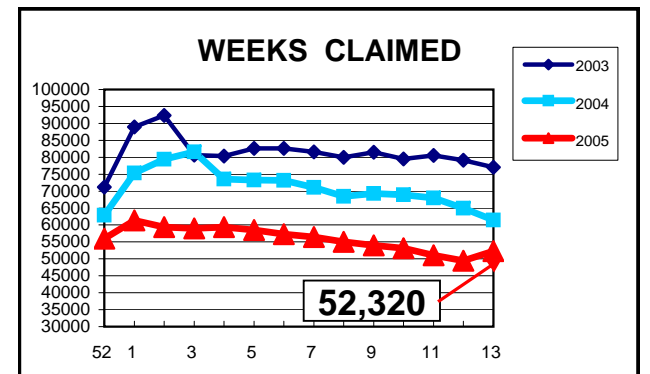
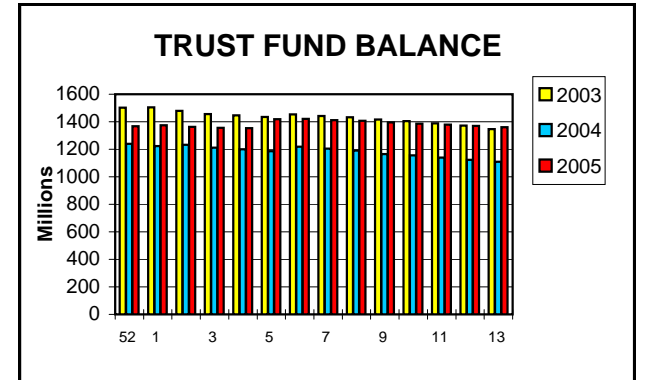
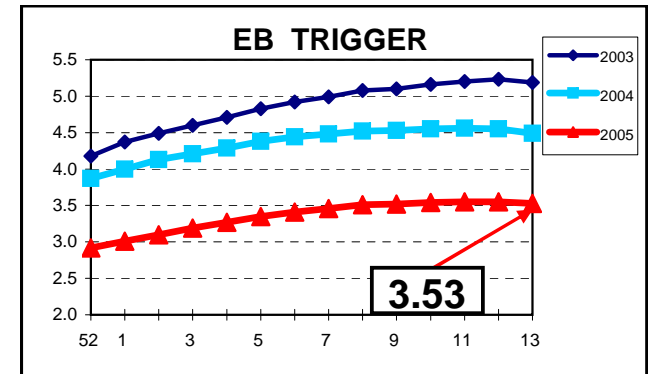
SUD			
Initial Claims	2	0	647
Weeks Claimed	33	37	2,271
Gross Amount of Payments (\$)	9,807	10,927	5,564,918

Cumulative Count started Week 35 - 9/1/2001.

SELF EMPLOYMENT (SEA) MONTHLY	Feb 2005	Jan 2005	Cumulative
Referred	24	12	1,280
Enrolled	16	11	1,081
Completed	7	6	615
Weeks Claimed	186	204	19,083
Gross Amount of Payments (\$)	62,930	71,195	5,868,489

Cumulative Count started 09/95. These are MONTHLY counts

UI Program Analysis
(503) 947-1711



LAST WEEK March 26, 2005

Week #13 Ending April 02, 2005

	This Week	Last Week	Cumulative
Temporary Extended Unemployment Compensation (TEUC)			
Initial Claims (Excl. Liable)	0	0	170,694
Weeks Claimed (Excl. Liable)	0	0	5,314,503
Gross Amount of Payments (\$)	138	780	640,635,134
Number Exhausting Benefits	0	0	96,357

TEUC-X IUR Trigger (IUR = 4%) "ON" 12/23/2002 - Trigger "OFF" 01/10/2004

Cumulative Count started Week 11 - 3/11/2002.

OAB (Oregon Additional Benefits)			
Initial Claims (Excl. Liable)	0	0	27,266
Weeks Claimed (Excl. Liable)	1	0	103,892
Gross Amount of Payments (\$)	6	0	28,373,130
Number Exhausting Benefits	0	0	9,383

OAB Trigger "OFF" Insured Week 03/27/2004

Program ended 9/26/2003.