

UNEMPLOYMENT INSURANCE STATISTICS

State of Oregon

EMPLOYMENT DEPARTMENT

UI Program Analysis

Rick Hawes

(503) 947-1711

LABOR FORCE DATA	This Month	Last Month	Last Year
	Mar 2005	Feb 2005	Mar 2004
Oregon Civilian Labor Force	1,852,736	1,849,705	1,849,327
Total Number Unemployed	129,389	137,602	159,401
UNEMPLOYMENT RATES (CIVILIAN)			
Total Unemployment: Oregon	6.8	7.4	8.6
National	5.4	5.8	6.0
Seasonally Adjusted: Oregon	6.2	6.5	7.6
National	5.2	5.4	5.7

Week #15 Ending April 16, 2005	THIS WEEK		LAST WEEK		This Month	Last Month	Last Year
	2005	2004	2005	2004	Mar 2005	Feb 2005	Mar 2004
UNEMPLOYMENT RATES							
Insured Unemployment: Oregon	3.18	3.69	3.13	3.70	2.83	3.71	3.56
EB Trigger	3.41	4.28	3.45	4.40			
Adjusted Insured Unemployment	4.18	5.51	4.22	5.63			
National Average TUR +	6.60	7.50	6.60	7.50			
REGULAR CLAIMS (UI, UCFE, UCX)					This Month	Last Month	Last Year
					Mar 2005	Feb 2005	Mar 2004
Initial Claims (Excl. Liable)*	6,653	6,706	7,999	8,145	28,915	24,636	34,465
Oregon - New	3,700	3,210	4,786	4,697	12,782	12,939	14,797
Additional	2,595	3,070	2,945	3,073	14,660	10,384	17,854
Interstate - Agent	358	426	268	375	1,473	1,313	1,814
Interstate - Liable	155	321	186	341	734	702	1,454
Weeks Claimed (Excl. Liable)*	50,531	57,663	49,796	57,897	215,217	223,414	322,191
Oregon	47,701	53,841	46,958	54,464	201,113	209,684	303,543
Interstate - Agent	2,830	3,822	2,838	3,433	14,104	13,730	18,648
Interstate - Liable	2,008	3,433	2,078	3,548	9,003	10,028	19,398
New Combined Wage Claims	252	167	189	148	612	747	605
Non-monetary Determinations & Redeter.	2,602	3,176	2,645	3,211	12,601	11,053	16,132
PAYMENTS: REGULAR BENEFITS							
First Payments	1,879	1,901	2,284	2,180	10,047	11,525	13,537
Checks Issued	45,980	53,500	49,013	56,812	203,938	211,084	309,812
Gross Amount of Payments (\$)*	10,869,483	12,180,181	11,687,538	12,986,000	47,651,512	48,880,262	70,438,336
Average Check Amount (\$)*	236.40	227.67	238.46	228.58	233.66	231.57	227.36
Number Exhausting Benefits	1,237	1,295	843	1,682	3,562	3,580	6,272
TRUST FUND							
Receipts (in Millions) (\$)					INA	INA	INA
Balance (in Millions) (\$)	1,359.17	1,075.34	1,366.73	1,085.99	1,362.45	1,405.08	1,101.26

+ NTUR: Unemployment Compensation Amendment of 1992 specifies that a 2 month average NTUR be used to determine duration levels.

E Business Services Estimate

* Excludes WORKSHARE program

<http://findit.emp.state.or.us/ui/reports/102/2005/102.pdf>

UI Pub 102(02/05/04)

Week #15 Ending April 16, 2005

	This Week	Last Week	Cumulative
EXTENDED BENEFITS (UI, UCFE, UCX)			
Initial Claims (Excl. Liable)	4	10	87
Weeks Claimed (Excl. Liable)	30	47	183
Gross Amount of Payments (\$)	537	0	1,400
Number Exhausting Benefits	0	0	0

Oregon EB TUR Trigger "OFF" 01/10/2004. Alaska "ON" 03/06/2005

TRADE ADJUSTMENT ACT			
Number of Active Petitions	344	344	344
Initial Claims	60	19	40,645
Weeks Claimed	546	533	236,758
Gross Amount of TRA Payments (\$)	199,278	196,334	38,963,558
Number Entered Training	0	14	25,665
Gross Amount of TAA Payments (\$)	24,649	114,151	62,627,587

Cumulative Count started 9/1/85.

NAFTA			
Number of Active Petitions	158	158	158
Initial Claims	0	0	2,138
Weeks Claimed	4	4	15,467
Gross Amount of Payments (\$)	1,596	1,596	5,764,236
Number Entered Training	0	0	2,098

Cumulative Count started 12/94. Program Certifications ended 11/04/2002

WORKSHARE PROGRAM			
Initial Claims	13	13	43,407
Weeks Claimed	60	1,198	173,200
Gross Amount of Payments (\$)	2,374	3,237	65,818,570

Cumulative Count started 7/18/82.

TRAINING UI (PTT)			
Applications Accepted	0	71	43,025
Approved	0	45	34,336
Weeks Claimed	350	336	2,374,141
Gross Amount of Payments (\$)	88,346	84,873	10,832,970

Cumulative Count started 4/3/83.

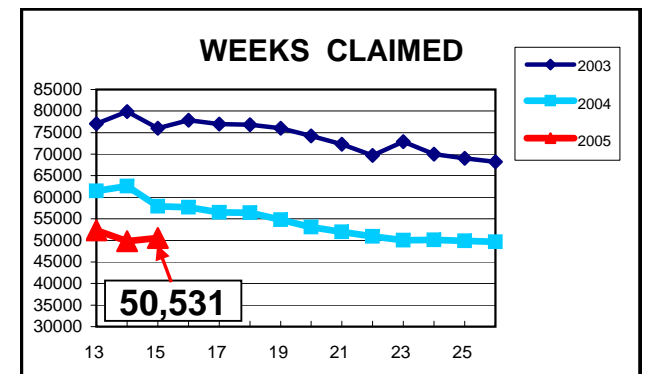
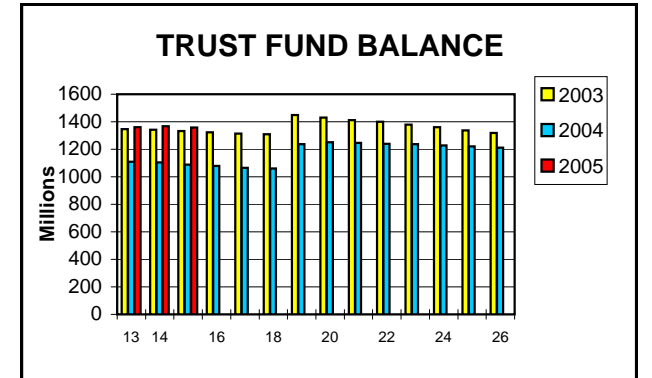
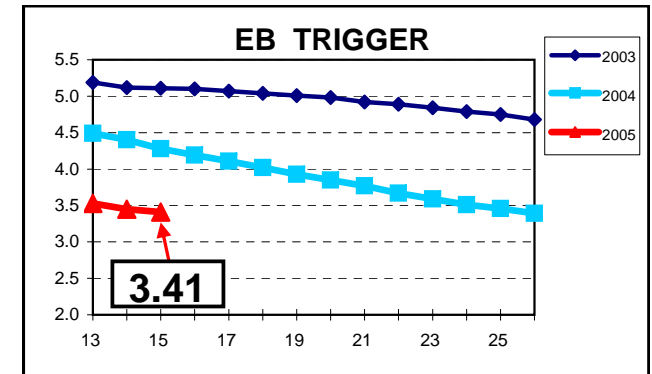
SUD			
Initial Claims	2	3	652
Weeks Claimed	34	33	2,338
Gross Amount of Payments (\$)	9,719	10,368	5,585,005

Cumulative Count started Week 35 - 9/1/2001.

SELF EMPLOYMENT (SEA) MONTHLY	Mar 2005	Feb 2005	Cumulative
Referred	27	24	1,307
Enrolled	29	16	1,110
Completed	9	7	624
Weeks Claimed	141	186	19,224
Gross Amount of Payments (\$)	47,391	62,930	5,915,880

Cumulative Count started 09/95. These are MONTHLY counts.

UI Program Analysis
(503) 947-1711



LAST WEEK April 9, 2005

Week #15 Ending April 16, 2005

	This Week	Last Week	Cumulative
Temporary Extended Unemployment Compensation (TEUC)			
Initial Claims (Excl. Liable)	0	0	170,694
Weeks Claimed (Excl. Liable)	0	0	5,314,503
Gross Amount of Payments (\$)	0	0	640,635,134
Number Exhausting Benefits	0	0	96,357

TEUC-X IUR Trigger (IUR = 4%) "ON" 12/23/2002 - Trigger "OFF" 01/10/2004

Cumulative Count started Week 11 - 3/11/2002.

OAB (Oregon Additional Benefits)			
Initial Claims (Excl. Liable)	1	0	27,267
Weeks Claimed (Excl. Liable)	4	1	103,897
Gross Amount of Payments (\$)	0	267	28,373,397
Number Exhausting Benefits	0	0	9,383

OAB Trigger "OFF" Insured Week 03/27/2004

Program ended 9/26/2003.