

UNEMPLOYMENT INSURANCE STATISTICS

State of Oregon

EMPLOYMENT DEPARTMENT

UI Program Analysis

Rick Hawes

(503) 947-1711

LABOR FORCE DATA		This Month	Last Month	Last Year
		Mar 2005	Feb 2005	Mar 2004
Oregon Civilian Labor Force		1,852,736	1,849,705	1,849,327
Total Number Unemployed		129,389	137,602	159,401
UNEMPLOYMENT RATES (CIVILIAN)				
Total Unemployment: Oregon		6.8	7.4	8.6
National		5.4	5.8	6.0
Seasonally Adjusted: Oregon		6.2	6.5	7.6
National		5.2	5.4	5.7

Week #16 Ending April 23, 2005	THIS WEEK		LAST WEEK		This Month	Last Month	Last Year
	2005	2004	2005	2004	Mar 2005	Feb 2005	Mar 2004
UNEMPLOYMENT RATES							
Insured Unemployment: Oregon	3.12	3.62	3.18	3.69	2.83	3.71	3.56
EB Trigger	3.36	4.19	3.41	4.28			
Adjusted Insured Unemployment	4.13	5.43	4.18	5.51			
National Average TUR +	6.30	7.40	6.60	7.50			
REGULAR CLAIMS (UI, UCFE, UCX)					This Month	Last Month	Last Year
					Mar 2005	Feb 2005	Mar 2004
Initial Claims (Excl. Liable)*	6,144	6,706	6,653	6,706	28,915	24,636	34,465
Oregon - New	3,346	3,210	3,700	3,210	12,782	12,939	14,797
Additional	2,475	3,070	2,595	3,070	14,660	10,384	17,854
Interstate - Agent	323	426	358	426	1,473	1,313	1,814
Interstate - Liable	181	321	155	321	734	702	1,454
Weeks Claimed (Excl. Liable)*	49,718	57,663	50,531	57,663	215,217	223,414	322,191
Oregon	46,788	53,841	47,701	53,841	201,113	209,684	303,543
Interstate - Agent	2,930	3,822	2,830	3,822	14,104	13,730	18,648
Interstate - Liable	1,952	3,433	2,008	3,433	9,003	10,028	19,398
New Combined Wage Claims	179	167	252	167	612	747	605
Non-monetary Determinations & Redeter.	2,593	3,176	2,602	3,176	12,601	11,053	16,132
PAYMENTS: REGULAR BENEFITS							
First Payments	3,759	1,901	1,879	1,901	10,047	11,525	13,537
Checks Issued	45,965	53,500	45,980	53,500	203,938	211,084	309,812
Gross Amount of Payments (\$)*	10,841,804	12,180,181	10,869,483	12,180,181	47,651,512	48,880,262	70,438,336
Average Check Amount (\$)*	235.87	227.67	236.40	227.67	233.66	231.57	227.36
Number Exhausting Benefits	980	1,065	1,237	1,295	3,562	3,580	6,272
TRUST FUND							
Receipts (in Millions) (\$)					INA	INA	INA
Balance (in Millions) (\$)	1,355.61	1,065.34	1,359.17	1,075.34	1,362.45	1,405.08	1,101.26

+ NTUR: Unemployment Compensation Amendment Of 1992 specifies that a 2 month average NTUR be used to determine duration levels.

E Business Services Estimate

* Excludes WORKSHARE program

<http://findit.emp.state.or.us/ui/reports/102/2005/102.pdf>

UI Pub 102(02/05/04)

Week #16 Ending April 23, 2005

	This Week	Last Week	Cumulative
EXTENDED BENEFITS (UI, UCFE, UCX)			
Initial Claims (Excl. Liable)	5	4	92
Weeks Claimed (Excl. Liable)	9	30	192
Gross Amount of Payments (\$)	127	537	1,527
Number Exhausting Benefits	0	0	0

Oregon EB TUR Trigger "OFF" 01/10/2004. Alaska "ON" 03/06/2005

TRADE ADJUSTMENT ACT			
Number of Active Petitions	346	344	346
Initial Claims	21	60	40,666
Weeks Claimed	519	546	237,277
Gross Amount of TRA Payments (\$)	190,300	199,278	39,153,858
Number Entered Training	37	0	25,702
Gross Amount of TAA Payments (\$)	137,547	24,649	62,765,134

Cumulative Count started 9/1/85.

NAFTA			
Number of Active Petitions	158	158	158
Initial Claims	0	0	2,138
Weeks Claimed	3	4	15,470
Gross Amount of Payments (\$)	1,186	1,596	5,765,422
Number Entered Training	0	0	2,098

Cumulative Count started 12/94. Program Certifications ended 11/04/2002

WORKSHARE PROGRAM			
Initial Claims	0	13	43,407
Weeks Claimed	13	60	173,213
Gross Amount of Payments (\$)	689	2,374	65,819,259

Cumulative Count started 7/18/82.

TRAINING UI (PTT)			
Applications Accepted	31	0	43,056
Approved	26	0	34,362
Weeks Claimed	352	350	2,374,493
Gross Amount of Payments (\$)	88,090	88,346	10,921,060

Cumulative Count started 4/3/83.

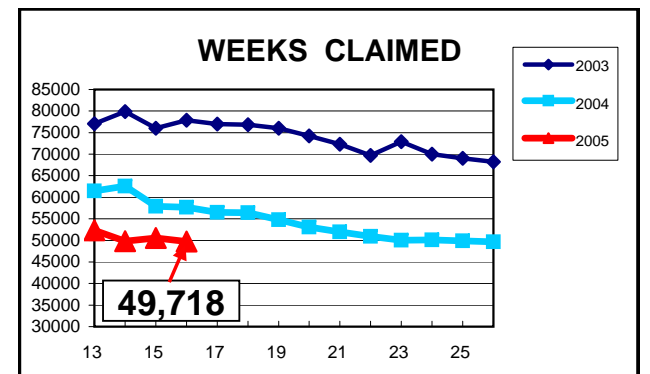
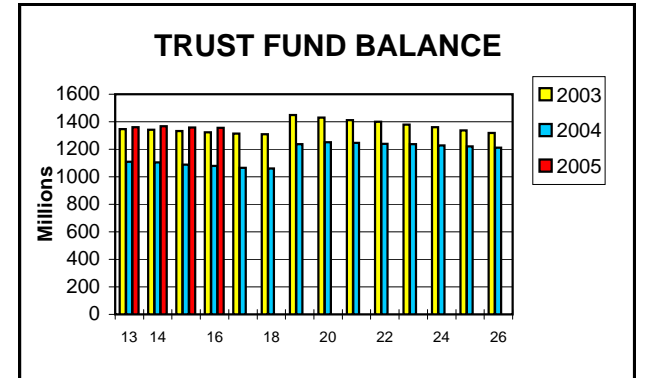
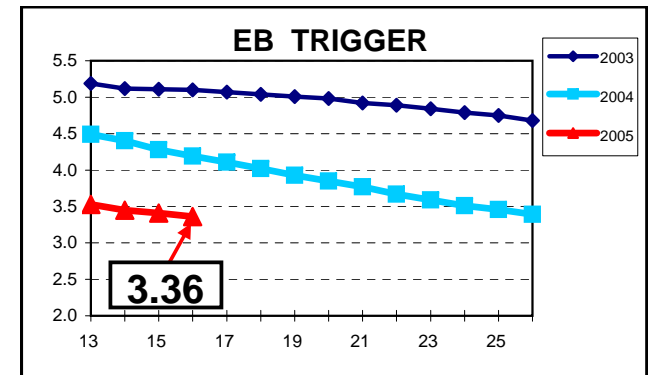
SUD			
Initial Claims	2	2	654
Weeks Claimed	34	34	2,372
Gross Amount of Payments (\$)	10,990	9,719	5,595,995

Cumulative Count started Week 35 - 9/1/2001.

SELF EMPLOYMENT (SEA) MONTHLY	Mar 2005	Feb 2005	Cumulative
Referred	27	24	1,307
Enrolled	29	16	1,110
Completed	9	7	624
Weeks Claimed	208	186	19,291
Gross Amount of Payments (\$)	69,906	62,930	5,938,395

Cumulative Count started 09/95. These are MONTHLY counts.

UI Program Analysis
(503) 947-1711



LAST WEEK April 16, 2005

Week #16 Ending April 23, 2005

	This Week	Last Week	Cumulative
Temporary Extended Unemployment Compensation (TEUC)			
Initial Claims (Excl. Liable)	0	0	170,694
Weeks Claimed (Excl. Liable)	0	0	5,314,503
Gross Amount of Payments (\$)	1,141	0	640,636,275
Number Exhausting Benefits	0	0	96,357

TEUC-X IUR Trigger (IUR = 4%) "ON" 12/23/2002 - Trigger "OFF" 01/10/2004

Cumulative Count started Week 11 - 3/11/2002.

OAB (Oregon Additional Benefits)			
Initial Claims (Excl. Liable)	0	1	27,267
Weeks Claimed (Excl. Liable)	0	4	103,897
Gross Amount of Payments (\$)	0	0	28,373,397
Number Exhausting Benefits	0	0	9,383

OAB Trigger "OFF" Insured Week 03/27/2004

Program ended 9/26/2003.