

UNEMPLOYMENT INSURANCE STATISTICS

State of Oregon

EMPLOYMENT DEPARTMENT

UI Program Analysis

Rick Hawes

(503) 947-1711

LABOR FORCE DATA	This Month	Last Month	Last Year
	Mar 2005	Feb 2005	Mar 2004
Oregon Civilian Labor Force	1,852,736	1,849,705	1,849,327
Total Number Unemployed	129,389	137,602	159,401
UNEMPLOYMENT RATES (CIVILIAN)			
Total Unemployment: Oregon	6.8	7.4	8.6
National	5.4	5.8	6.0
Seasonally Adjusted: Oregon	6.2	6.5	7.6
National	5.2	5.4	5.7

Week #17 Ending April 30, 2005	THIS WEEK		LAST WEEK		This Month	Last Month	Last Year
	2005	2004	2005	2004	Mar 2005	Feb 2005	Mar 2004
UNEMPLOYMENT RATES							
Insured Unemployment: Oregon	3.04	3.62	3.12	3.62	2.83	3.71	3.56
EB Trigger	3.31	4.11	3.36	4.19			
Adjusted Insured Unemployment	4.08	5.35	4.13	5.43			
National Average TUR +	6.30	7.40	6.30	7.40			
REGULAR CLAIMS (UI, UCFE, UCX)					This Month	Last Month	Last Year
					Mar 2005	Feb 2005	Mar 2004
Initial Claims (Excl. Liable)*	5,579	6,765	6,144	6,706	28,915	24,636	34,465
Oregon - New	2,735	3,226	3,346	3,210	12,782	12,939	14,797
Additional	2,515	3,172	2,475	3,070	14,660	10,384	17,854
Interstate - Agent	329	367	323	426	1,473	1,313	1,814
Interstate - Liable	150	314	181	321	734	702	1,454
Weeks Claimed (Excl. Liable)*	48,304	56,389	49,718	57,663	215,217	223,414	322,191
Oregon	45,570	52,883	46,788	53,841	201,113	209,684	303,543
Interstate - Agent	2,734	3,506	2,930	3,822	14,104	13,730	18,648
Interstate - Liable	1,857	3,302	1,952	3,433	9,003	10,028	19,398
New Combined Wage Claims	162	148	179	167	612	747	605
Non-monetary Determinations & Redeter.	2,711	3,351	2,593	3,176	12,601	11,053	16,132
PAYMENTS: REGULAR BENEFITS							
First Payments	2,505	2,666	3,759	1,901	10,047	11,525	13,537
Checks Issued	44,759	54,329	45,965	53,500	203,938	211,084	309,812
Gross Amount of Payments (\$)*	10,535,094	12,315,783	10,841,804	12,180,181	47,651,512	48,880,262	70,438,336
Average Check Amount (\$)*	235.37	226.69	235.87	227.67	233.66	231.57	227.36
Number Exhausting Benefits	978	1,339	980	1,065	3,562	3,580	6,272
TRUST FUND							
Receipts (in Millions) (\$)					INA	INA	INA
Balance (in Millions) (\$)	1,356.12	1,065.30	1,355.61	1,065.34	1,362.45	1,405.08	1,101.26

+ NTUR: Unemployment Compensation Amendment of 1992 specifies that a 2 month average NTUR be used to determine duration levels.

E Business Services Estimate

* Excludes WORKSHARE program

<http://findit.emp.state.or.us/ui/reports/102/2005/102.pdf>

UI Pub 102(02/05/04)

Week #17 Ending April 30, 2005

	This Week	Last Week	Cumulative
EXTENDED BENEFITS (UI, UCFE, UCX)			
Initial Claims (Excl. Liable)	5	5	97
Weeks Claimed (Excl. Liable)	17	9	209
Gross Amount of Payments (\$)	0	127	1,527
Number Exhausting Benefits	0	0	0

Oregon EB TUR Trigger "OFF" 01/10/2004. Alaska "ON" 03/06/2005

TRADE ADJUSTMENT ACT			
Number of Active Petitions	348	346	348
Initial Claims	119	21	40,785
Weeks Claimed	543	519	237,820
Gross Amount of TRA Payments (\$)	198,423	190,300	39,352,281
Number Entered Training	15	37	25,717
Gross Amount of TAA Payments (\$)	166,849	137,547	62,931,983

Cumulative Count started 9/1/85.

NAFTA			
Number of Active Petitions	158	158	158
Initial Claims	0	0	2,138
Weeks Claimed	5	3	15,475
Gross Amount of Payments (\$)	2,006	1,186	5,767,428
Number Entered Training	0	0	2,098

Cumulative Count started 12/94. Program Certifications ended 11/04/2002

WORKSHARE PROGRAM			
Initial Claims	16	0	43,423
Weeks Claimed	6	13	173,219
Gross Amount of Payments (\$)	380	689	65,819,639

Cumulative Count started 7/18/82.

TRAINING UI (PTT)			
Applications Accepted	29	31	43,085
Approved	22	26	34,384
Weeks Claimed	351	352	2,374,844
Gross Amount of Payments (\$)	88,760	88,090	11,009,820

Cumulative Count started 4/3/83.

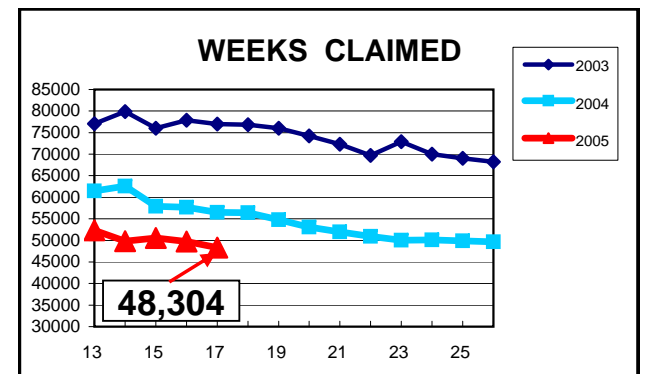
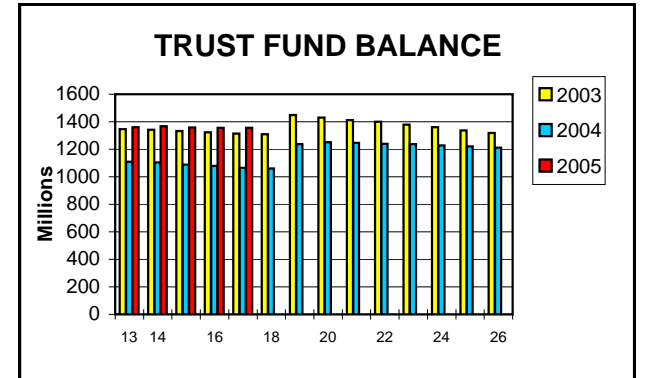
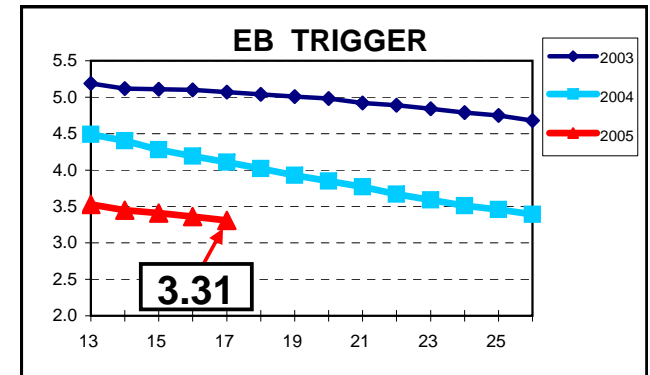
SUD			
Initial Claims	1	2	655
Weeks Claimed	33	34	2,405
Gross Amount of Payments (\$)	10,137	10,990	5,606,132

Cumulative Count started Week 35 - 9/1/2001.

SELF EMPLOYMENT (SEA) MONTHLY	Mar 2005	Feb 2005	Cumulative
Referred	27	24	1,307
Enrolled	29	16	1,110
Completed	9	7	624
Weeks Claimed	278	186	19,361
Gross Amount of Payments (\$)	95,124	62,930	5,963,613

Cumulative Count started 09/95. These are MONTHLY counts.

UI Program Analysis
(503) 947-1711



LAST WEEK April 23, 2005

Week #17 Ending April 30, 2005

	This Week	Last Week	Cumulative
Temporary Extended Unemployment Compensation (TEUC)			
Initial Claims (Excl. Liable)	0	0	170,694
Weeks Claimed (Excl. Liable)	1	0	5,314,504
Gross Amount of Payments (\$)	13	1,141	640,636,266
Number Exhausting Benefits	0	0	96,357

TEUC-X IUR Trigger (IUR = 4%) "ON" 12/23/2002 - Trigger "OFF" 01/10/2004

Cumulative Count started Week 11 - 3/11/2002.

OAB (Oregon Additional Benefits)			
Initial Claims (Excl. Liable)	0	0	27,267
Weeks Claimed (Excl. Liable)	2	0	103,899
Gross Amount of Payments (\$)	5	0	28,373,402
Number Exhausting Benefits	0	0	9,383

OAB Trigger "OFF" Insured Week 03/27/2004

Program ended 9/26/2003.