

UNEMPLOYMENT INSURANCE STATISTICS

State of Oregon

EMPLOYMENT DEPARTMENT

UI Program Analysis

Rick Hawes

(503) 947-1711

LABOR FORCE DATA	This Month	Last Month	Last Year
	Mar 2005	Feb 2005	Mar 2004
Oregon Civilian Labor Force	1,852,736	1,849,705	1,849,327
Total Number Unemployed	129,389	137,602	159,401
UNEMPLOYMENT RATES (CIVILIAN)			
Total Unemployment: Oregon	6.8	7.4	8.6
National	5.4	5.8	6.0
Seasonally Adjusted: Oregon	6.2	6.5	7.6
National	5.2	5.4	5.7

Week #18 Ending May 7, 2005	THIS WEEK		LAST WEEK		This Month	Last Month	Last Year
	2005	2004	2005	2004	Apr 2005	Mar 2005	Apr 2004
UNEMPLOYMENT RATES							
Insured Unemployment: Oregon	3.02	3.51	3.04	3.62	3.69	2.83	4.12
EB Trigger	3.26	4.02	3.31	4.11			
Adjusted Insured Unemployment	4.03	5.26	4.08	5.35			
National Average TUR +	6.30	7.40	6.30	7.40			
REGULAR CLAIMS (UI, UCFE, UCX)					This Month	Last Month	Last Year
					Apr 2005	Mar 2005	Apr 2004
Initial Claims (Excl. Liable)*	5,778	6,264	5,579	6,765	27,683	28,915	31,098
Oregon - New	2,787	3,110	2,735	3,226	15,164	12,782	15,425
Additional	2,688	2,836	2,515	3,172	11,239	14,660	14,134
Interstate - Agent	303	318	329	367	1,280	1,473	1,539
Interstate - Liable	150	320	150	314	697	734	1,391
Weeks Claimed (Excl. Liable)*	48,053	54,773	48,304	56,389	199,818	215,217	232,148
Oregon	45,335	51,387	45,570	52,883	187,883	201,113	216,062
Interstate - Agent	2,718	3,386	2,734	3,506	11,935	14,104	16,086
Interstate - Liable	1,846	3,323	1,857	3,302	7,932	9,003	13,801
New Combined Wage Claims	135	107	162	148	803	612	680
Non-monetary Determinations & Redeter.	2,677	2,943	2,711	3,351	11,104	12,601	14,111
PAYMENTS: REGULAR BENEFITS							
First Payments	2,472	2,383	2,505	2,666	10,603	10,047	11,001
Checks Issued	44,072	51,622	44,759	54,329	186,872	203,938	221,521
Gross Amount of Payments (\$)*	10,361,992	11,722,505	10,535,094	12,315,783	44,194,280	47,651,512	50,338,023
Average Check Amount (\$)*	235.12	227.08	235.37	226.69	236.49	233.66	227.24
Number Exhausting Benefits	995	1,200	978	1,339	4,054	3,562	56
TRUST FUND							
Receipts (in Millions) (\$)					INA	INA	INA
Balance (in Millions) (\$)	1,522.49	1,232.89	1,356.12	1,065.30	1,356.12	1,362.45	1,065.07

+ NTUR: Unemployment Compensation Amendment of 1992 specifies that a 2 month average NTUR be used to determine duration levels.

E Business Services Estimate

* Excludes WORKSHARE program

<http://findit.emp.state.or.us/ui/reports/102/2005/102.pdf>

UI Pub 102(02/05/04)

Week #18 Ending May 7, 2005

	This Week	Last Week	Cumulative
EXTENDED BENEFITS (UI, UCFE, UCX)			
Initial Claims (Excl. Liable)	4	5	101
Weeks Claimed (Excl. Liable)	10	17	219
Gross Amount of Payments (\$)	0	0	1,527
Number Exhausting Benefits	0	0	0

Oregon EB TUR Trigger "OFF" 01/10/2004. Alaska "ON" 03/06/2005

TRADE ADJUSTMENT ACT			
Number of Active Petitions	348	348	348
Initial Claims	17	119	40,802
Weeks Claimed	519	543	238,339
Gross Amount of TRA Payments (\$)	190,393	198,423	39,542,674
Number Entered Training	36	15	25,753
Gross Amount of TAA Payments (\$)	54,898	166,849	62,986,881

Cumulative Count started 9/1/85.

NAFTA			
Number of Active Petitions	158	158	158
Initial Claims	0	0	2,138
Weeks Claimed	3	5	15,478
Gross Amount of Payments (\$)	1,191	2,006	5,768,619
Number Entered Training	0	0	2,098

Cumulative Count started 12/94. Program Certifications ended 11/04/2002

WORKSHARE PROGRAM			
Initial Claims	27	16	43,450
Weeks Claimed	22	6	173,241
Gross Amount of Payments (\$)	1,212	380	65,820,851

Cumulative Count started 7/18/82.

TRAINING UI (PTT)			
Applications Accepted	27	29	43,112
Approved	23	22	34,407
Weeks Claimed	340	351	2,375,184
Gross Amount of Payments (\$)	82,756	88,760	11,092,576

Cumulative Count started 4/3/83.

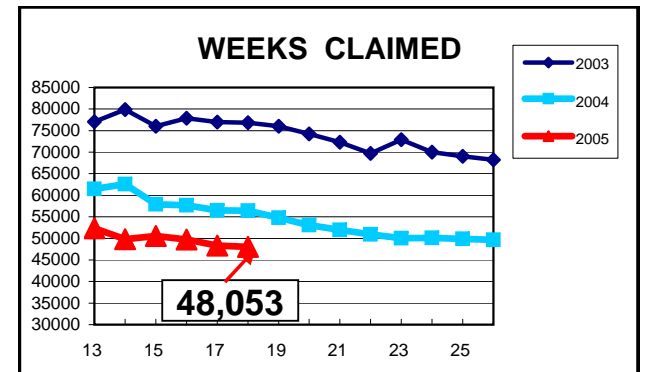
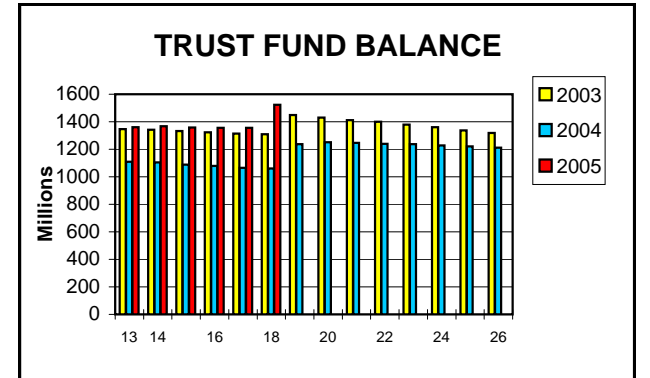
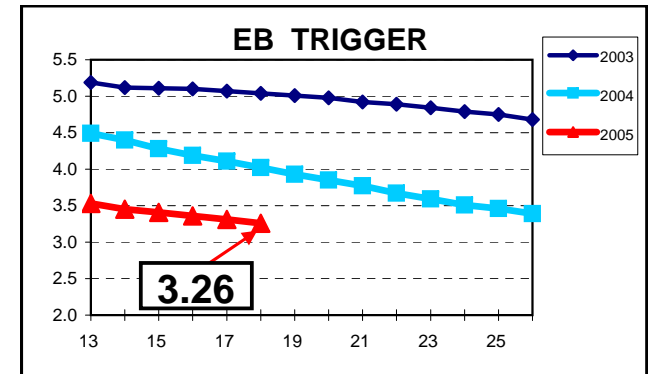
SUD			
Initial Claims	1	1	656
Weeks Claimed	33	33	2,438
Gross Amount of Payments (\$)	9,459	10,137	5,615,591

Cumulative Count started Week 35 - 9/1/2001.

SELF EMPLOYMENT (SEA) MONTHLY			
	May 2005	March 2005	Cumulative
Referred	21	27	1,328
Enrolled	21	29	1,131
Completed	12	9	636
Weeks Claimed	70	278	19,431
Gross Amount of Payments (\$)	23,543	95,125	5,987,156

Cumulative Count started 09/95. These are MONTHLY counts.

UI Program Analysis
(503) 947-1711



LAST WEEK April 30, 2005

Week #18 Ending May 7, 2005

	This Week	Last Week	Cumulative
Temporary Extended Unemployment Compensation(TEUC)			
Initial Claims (Excl. Liable)	1	0	170,695
Weeks Claimed (Excl. Liable)	0	1	5,314,504
Gross Amount of Payments (\$)	70	13	640,636,336
Number Exhausting Benefits	0	0	96,357

TEUC-X IUR Trigger (IUR = 4%) "ON" 12/23/2002 - Trigger "OFF" 01/10/2004

Cumulative Count started Week 11 - 3/11/2002.

OAB (Oregon Additional Benefits)			
Initial Claims (Excl. Liable)	0	0	27,267
Weeks Claimed (Excl. Liable)	1	2	103,899
Gross Amount of Payments (\$)	0	5	28,373,402
Number Exhausting Benefits	0	0	9,383

OAB Trigger "OFF" Insured Week 03/27/2004

Program ended 9/26/2003.

OEB (Oregon Emergency Benefits)			
Initial Claims (Excl. Liable)	5,855	0	5,855
Weeks Claimed (Excl. Liable)	0	0	0
Gross Amount of Payments (\$)	0	0	0
Number Exhausting Benefits	0	0	0

OEB Begins Week 18 - Ends Week 32