

UNEMPLOYMENT INSURANCE STATISTICS

State of Oregon

EMPLOYMENT DEPARTMENT

UI Program Analysis

Rick Hawes

(503) 947-1711

LABOR FORCE DATA		This Month	Last Month	Last Year
		Apr 2005	Mar 2005	Apr 2004
Oregon Civilian Labor Force		1,867,408	1,852,375	1,849,910
Total Number Unemployed		124,187	125,480	138,035
UNEMPLOYMENT RATES (CIVILIAN)				
Total Unemployment: Oregon		6.7	6.8	7.5
National		4.9	5.4	5.4
Seasonally Adjusted: Oregon		6.5	6.1	7.4
National		5.2	5.2	5.5

Week #19 Ending May 14, 2005	THIS WEEK		LAST WEEK		This Month	Last Month	Last Year
	2005	2004	2005	2004	Apr 2005	Mar 2005	Apr 2004
UNEMPLOYMENT RATES							
Insured Unemployment: Oregon	2.95	3.41	3.02	3.51	3.69	2.83	4.12
EB Trigger	3.21	3.93	3.26	4.02			
Adjusted Insured Unemployment	3.94	5.12	4.03	5.26			
National Average TUR +	6.30	7.40	6.30	7.40			
REGULAR CLAIMS (UI, UCFE, UCX)					This Month	Last Month	Last Year
					Apr 2005	Mar 2005	Apr 2004
Initial Claims (Excl. Liable)*	6,230	6,138	5,778	6,264	27,683	28,915	31,098
Oregon - New	3,049	2,873	2,787	3,110	15,164	12,782	15,425
Additional	2,914	2,934	2,688	2,836	11,239	14,660	14,134
Interstate - Agent	267	331	303	318	1,280	1,473	1,539
Interstate - Liable	172	279	150	320	697	734	1,391
Weeks Claimed (Excl. Liable)*	46,767	53,114	48,053	54,773	199,818	215,217	232,148
Oregon	44,063	49,919	45,335	51,387	187,883	201,113	216,062
Interstate - Agent	2,704	3,195	2,718	3,386	11,935	14,104	16,086
Interstate - Liable	1,782	3,299	1,846	3,323	7,932	9,003	13,801
New Combined Wage Claims	117	167	135	107	803	612	680
Non-monetary Determinations & Redeter.	2,633	2,944	2,677	2,943	11,104	12,601	14,111
PAYMENTS: REGULAR BENEFITS							
First Payments	2,065	2,206	2,472	2,383	10,603	10,047	11,001
Checks Issued	43,195	49,974	44,072	51,622	186,872	203,938	221,521
Gross Amount of Payments (\$)*	10,189,020	11,382,506	10,361,992	11,722,505	44,194,280	47,651,512	50,338,023
Average Check Amount (\$)*	235.88	227.77	235.12	227.08	236.49	233.66	227.24
Number Exhausting Benefits	1,127	1,331	995	1,200	4,054	3,562	56
TRUST FUND							
Receipts (in Millions) (\$)					INA	INA	INA
Balance (in Millions) (\$)	1,551.77	1,252.71	1,522.49	1,232.89	1,356.12	1,362.45	1,065.07

+ NTUR: Unemployment Compensation Amendment Of 1992 specifies that a 2 month average NTUR be used to determine duration levels.

E Business Services Estimate

* Excludes WORKSHARE program

<http://findit.emp.state.or.us/ui/reports/102/2005/102.pdf>

UI Pub 102(02/05/04)

Week #19 Ending May 14, 2005

	This Week	Last Week	Cumulative
EXTENDED BENEFITS (UI, UCFE, UCX)			
Initial Claims (Excl. Liable)	6	4	107
Weeks Claimed (Excl. Liable)	11	10	230
Gross Amount of Payments (\$)	0	0	1,527
Number Exhausting Benefits	0	0	0

Oregon EB TUR Trigger "OFF" 01/10/2004. Alaska "ON" 03/06/2005

TRADE ADJUSTMENT ACT			
Number of Active Petitions	348	348	348
Initial Claims	86	17	40,888
Weeks Claimed	420	519	238,759
Gross Amount of TRA Payments (\$)	153,472	190,393	39,696,146
Number Entered Training	42	36	25,795
Gross Amount of TAA Payments (\$)	105,996	54,898	63,092,877

Cumulative Count started 9/1/85.

NAFTA			
Number of Active Petitions	158	158	158
Initial Claims	0	0	2,138
Weeks Claimed	5	3	15,483
Gross Amount of Payments (\$)	1,191	1,191	5,769,810
Number Entered Training	0	0	2,098

Cumulative Count started 12/94. Program Certifications ended 11/04/2002

WORKSHARE PROGRAM			
Initial Claims	4	27	43,454
Weeks Claimed	719	22	173,960
Gross Amount of Payments (\$)	46,345	1,212	65,867,196

Cumulative Count started 7/18/82.

TRAINING UI (PTT)			
Applications Accepted	39	27	43,151
Approved	24	23	34,431
Weeks Claimed	409	340	2,375,593
Gross Amount of Payments (\$)	77,726	82,756	11,170,302

Cumulative Count started 4/3/83.

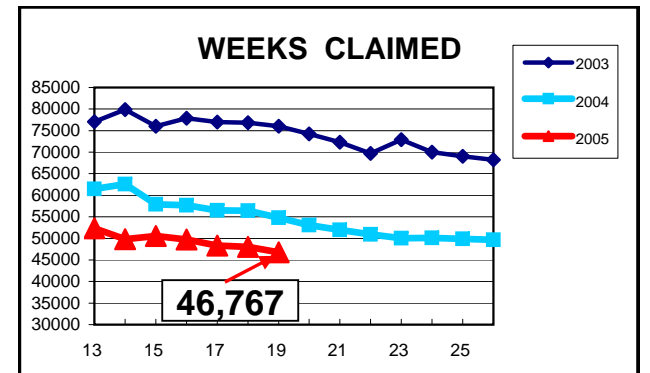
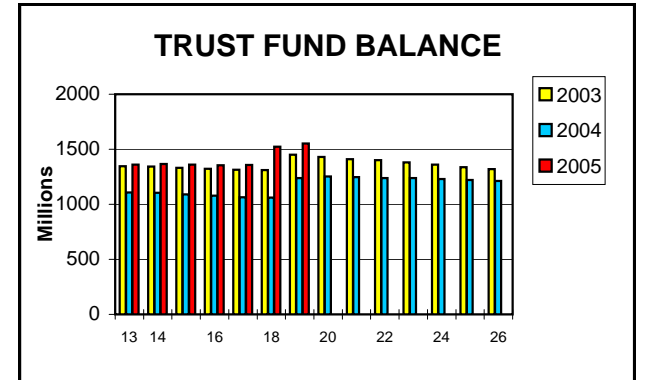
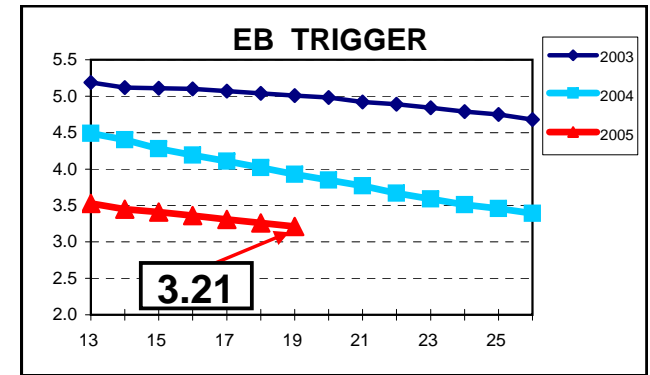
SUD			
Initial Claims	1	1	667
Weeks Claimed	31	33	2,469
Gross Amount of Payments (\$)	9,302	9,459	5,624,893

Cumulative Count started Week 35 - 9/1/2001.

SELF EMPLOYMENT (SEA) MONTHLY	May 2005	March 2005	Cumulative
Referred	21	27	1,328
Enrolled	21	29	1,131
Completed	12	9	636
Weeks Claimed	140	278	19,501
Gross Amount of Payments (\$)	47,793	95,125	6,011,406

Cumulative Count started 09/95. These are MONTHLY counts.

UI Program Analysis
(503) 947-1711



LAST WEEK May 7, 2005

Week #19 Ending May 14, 2005

	This Week	Last Week	Cumulative
Temporary Extended Unemployment Compensation(TEUC)			
Initial Claims (Excl. Liable)	0	1	170,695
Weeks Claimed (Excl. Liable)	0	0	5,314,504
Gross Amount of Payments (\$)	1,112	70	640,637,448
Number Exhausting Benefits	0	0	96.357

TEUC-X IUR Trigger (IUR = 4%) "ON" 12/23/2002 - Trigger "OFF" 01/10/2004

Cumulative Count started Week 11 - 3/11/2002.

OAB (Oregon Additional Benefits)			
Initial Claims (Excl. Liable)	1	0	27,268
Weeks Claimed (Excl. Liable)	1	1	103,900
Gross Amount of Payments (\$)	336	0	28,373,738
Number Exhausting Benefits	0	0	9,383

OAB Trigger "OFF" Insured Week 03/27/2004

Program ended 9/26/2003.

OEB (Oregon Emergency Benefits)			
Initial Claims (Excl. Liable)	1,873	5,855	7,728
Weeks Claimed (Excl. Liable)	6,278	0	6,278
Gross Amount of Payments (\$)	1,621,305	0	1,621,305
Number Exhausting Benefits	0	0	0

OEB Begins Week 18 - Ends Week 32