

UNEMPLOYMENT INSURANCE STATISTICS

State of Oregon

EMPLOYMENT DEPARTMENT

UI Program Analysis

Rick Hawes

(503) 947-1711

LABOR FORCE DATA		This Month	Last Month	Last Year
		Apr 2005	Mar 2005	Apr 2004
Oregon Civilian Labor Force		1,867,408	1,852,375	1,849,910
Total Number Unemployed		124,187	125,480	138,035
UNEMPLOYMENT RATES (CIVILIAN)				
Total Unemployment: Oregon		6.7	6.8	7.5
National		4.9	5.4	5.4
Seasonally Adjusted: Oregon		6.5	6.1	7.4
National		5.2	5.2	5.5

Week #21 Ending May 28, 2005	THIS WEEK		LAST WEEK		This Month	Last Month	Last Year
	2005	2004	2005	2004	Apr 2005	Mar 2005	Apr 2004
UNEMPLOYMENT RATES							
Insured Unemployment: Oregon	2.91	3.27	2.90	3.34	3.69	2.83	4.12
EB Trigger	3.12	3.77	3.16	3.85			
Adjusted Insured Unemployment	3.85	4.95	3.89	5.04			
National Average TUR +	6.40	7.00	6.40	7.00			
REGULAR CLAIMS (UI, UCFE, UCX)					This Month	Last Month	Last Year
					Apr 2005	Mar 2005	Apr 2004
Initial Claims (Excl. Liable)*	6,253	6,265	6,397	9,018	27,683	28,915	31,098
Oregon - New	2,809	2,716	2,913	2,841	15,164	12,782	15,425
Additional	3,130	3,253	3,192	2,852	11,239	14,660	14,134
Interstate - Agent	314	296	292	3,325	1,280	1,473	1,539
Interstate - Liable	138	269	149	270	697	734	1,391
Weeks Claimed (Excl. Liable)*	46,187	50,950	46,083	51,996	199,818	215,217	232,148
Oregon	43,669	47,949	43,444	48,801	187,883	201,113	216,062
Interstate - Agent	2,518	3,001	2,639	3,195	11,935	14,104	16,086
Interstate - Liable	1,643	3,138	1,686	3,191	7,932	9,003	13,801
New Combined Wage Claims	141	107	139	125	803	612	680
Non-monetary Determinations & Redeter.	2,638	3,055	2,583	2,821	11,104	12,601	14,111
PAYMENTS: REGULAR BENEFITS							
First Payments	2,152	2,229	2,326	2,436	10,603	10,047	11,001
Checks Issued	42,688	48,807	42,489	49,256	186,872	203,938	221,521
Gross Amount of Payments (\$)*	10,171,075	11,142,420	10,082,907	11,220,828	44,194,280	47,651,512	50,338,023
Average Check Amount (\$)*	238.27	228.30	237.31	227.81	236.49	233.66	227.24
Number Exhausting Benefits	946	1,193	979	1,240	4,054	3,562	56
TRUST FUND							
Receipts (in Millions) (\$)					INA	INA	INA
Balance (in Millions) (\$)	1,533.52	1,234.05	1,543.63	1,252.71	1,356.12	1,362.45	1,065.07

+ NTUR: Unemployment Compensation Amendment of 1992 specifies that a 2 month average NTUR be used to determine duration levels.

E Business Services Estimate

* Excludes WORKSHARE program

<http://findit.emp.state.or.us/ui/reports/102/2005/102.pdf>

UI Pub 102(02/05/04)

Week #21 Ending May 28, 2005

	This Week	Last Week	Cumulative
EXTENDED BENEFITS (UI, UCFE, UCX)			
Initial Claims (Excl. Liable)	4	6	117
Weeks Claimed (Excl. Liable)	11	11	252
Gross Amount of Payments (\$)	127	109	1,763
Number Exhausting Benefits	0	0	0

Oregon EB TUR Trigger "OFF" 01/10/2004. Alaska "ON" 03/06/2005

TRADE ADJUSTMENT ACT			
Number of Active Petitions	349	348	349
Initial Claims	23	40	40,951
Weeks Claimed	431	423	239,613
Gross Amount of TRA Payments (\$)	157,642	154,591	40,008,379
Number Entered Training	7	17	25,819
Gross Amount of TAA Payments (\$)	202,221	138,333	63,433,431

Cumulative Count started 9/1/85.

NAFTA			
Number of Active Petitions	158	158	158
Initial Claims	0	0	2,138
Weeks Claimed	2	2	15,487
Gross Amount of Payments (\$)	786	786	5,771,482
Number Entered Training	0	0	2,098

Cumulative Count started 12/94. Program Certifications ended 11/04/2002

WORKSHARE PROGRAM			
Initial Claims	2	18	43,474
Weeks Claimed	27	22	174,009
Gross Amount of Payments (\$)	1,896	1,274	65,870,366

Cumulative Count started 7/18/82.

TRAINING UI (PTT)			
Applications Accepted	28	23	43,202
Approved	20	19	34,470
Weeks Claimed	412	417	2,376,422
Gross Amount of Payments (\$)	110,152	106,693	11,387,147

Cumulative Count started 4/3/83.

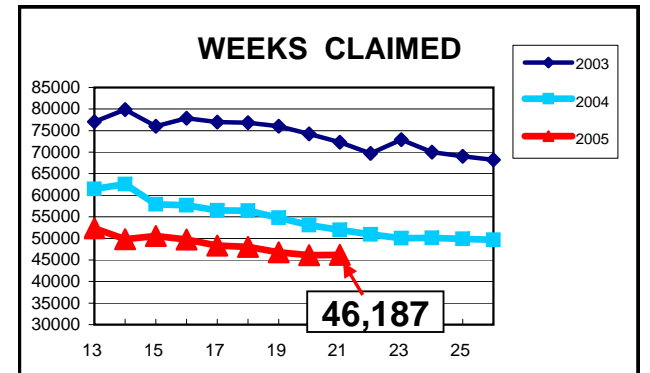
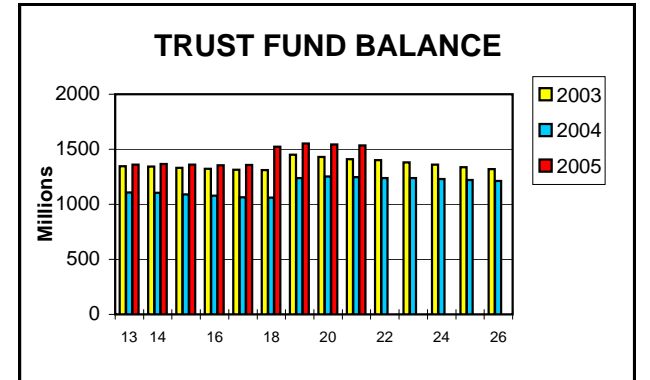
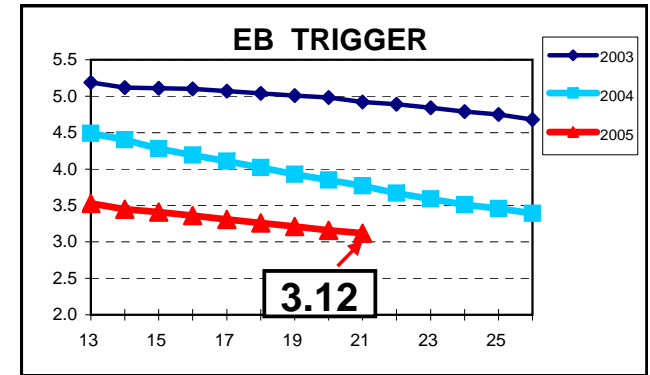
SUD			
Initial Claims	0	0	667
Weeks Claimed	31	30	2,530
Gross Amount of Payments (\$)	9,101	8,477	5,642,471

Cumulative Count started Week 35 - 9/1/2001.

SELF EMPLOYMENT (SEA) MONTHLY	May 2005	March 2005	Cumulative
Referred	21	27	1,328
Enrolled	21	29	1,131
Completed	12	9	636
Weeks Claimed	271	278	19,642
Gross Amount of Payments (\$)	96,258	95,125	6,059,871

Cumulative Count started 09/95. These are MONTHLY counts.

UI Program Analysis
(503) 947-1711



LAST WEEK May 21 2005

Week #21 Ending May 28, 2005

	This Week	Last Week	Cumulative
Temporary Extended Unemployment Compensation(TEUC)			
Initial Claims (Excl. Liable)	0	0	170,695
Weeks Claimed (Excl. Liable)	0	0	5,314,504
Gross Amount of Payments (\$)	13	1,141	640,638,602
Number Exhausting Benefits	0	0	96,357

TEUC-X IUR Trigger (IUR = 4%) "ON" 12/23/2002 - Trigger "OFF" 01/10/2004

Cumulative Count started Week 11 - 3/11/2002.

OAB (Oregon Additional Benefits)			
Initial Claims (Excl. Liable)	1	0	27,269
Weeks Claimed (Excl. Liable)	1	0	103,501
Gross Amount of Payments (\$)	0	90	28,373,828
Number Exhausting Benefits	0	0	9,383

OAB Trigger "OFF" Insured Week 03/27/2004

Program ended 9/26/2003.

OEB (Oregon Emergency Benefits)			
Initial Claims (Excl. Liable)	837	1,108	9,673
Weeks Claimed (Excl. Liable)	8,108	7,980	22,366
Gross Amount of Payments (\$)	2,237,277	2,064,017	5,922,599
Number Exhausting Benefits	183	92	275

OEB Begins Week 18 - Ends Week 32