

# UNEMPLOYMENT INSURANCE STATISTICS

State of Oregon

EMPLOYMENT DEPARTMENT

UI Program Analysis

Rick Hawes

(503) 947-1711

LABOR FORCE DATA		This Month	Last Month	Last Year
		May 2005	Apr 2005	May 2004
Oregon Civilian Labor Force		1,859,028	1,866,856	1,847,123
Total Number Unemployed		114,459	123,461	131,909
UNEMPLOYMENT RATES (CIVILIAN)				
Total Unemployment: Oregon		6.2	6.6	7.1
National		4.9	4.9	5.3
Seasonally Adjusted: Oregon		6.5	6.5	7.4
National		5.1	5.2	5.6

Week #25 Ending June 25, 2005	THIS WEEK		LAST WEEK		This Month	Last Month	Last Year
	2005	2004	2005	2004	May 2005	Apr 2005	May 2004
<b>UNEMPLOYMENT RATES</b>							
Insured Unemployment: Oregon	2.76	3.19	2.74	3.21	2.75	3.69	3.31
EB Trigger	2.97	3.46	2.99	3.51			
Adjusted Insured Unemployment	3.78	4.62	3.81	4.67			
National Average TUR +	6.40	6.90	6.40	6.90			
<b>REGULAR CLAIMS (UI, UCFE, UCX)</b>					This Month	Last Month	Last Year
					May 2005	Apr 2005	May 2004
<b>Initial Claims (Excl. Liable)*</b>	<b>6,506</b>	<b>6,701</b>	<b>6,253</b>	<b>7,632</b>	<b>26,565</b>	<b>27,683</b>	<b>24,685</b>
Oregon - New	2,957	3,033	3,196	3,647	12,344	15,164	11,540
Additional	3,255	3,314	2,776	3,661	13,045	11,239	11,875
Interstate - Agent	294	354	281	324	1,176	1,280	1,270
Interstate - Liable	152	251	129	259	658	697	1,138
<b>Weeks Claimed (Excl. Liable)*</b>	<b>43,577</b>	<b>49,665</b>	<b>43,458</b>	<b>49,906</b>	<b>224,435</b>	<b>199,818</b>	<b>210,833</b>
Oregon	41,038	46,763	41,057	46,964	213,285	187,883	198,056
Interstate - Agent	2,539	2,902	2,401	2,942	11,150	11,935	12,777
Interstate - Liable	1,442	2,915	1,442	2,966	8,355	7,932	12,951
<b>New Combined Wage Claims</b>	<b>103</b>	<b>104</b>	<b>108</b>	<b>134</b>	<b>572</b>	<b>803</b>	<b>506</b>
<b>Non-monetary Determinations &amp; Redeter.</b>	<b>2,589</b>	<b>2,751</b>	<b>2,505</b>	<b>3,036</b>	<b>10,855</b>	<b>11,104</b>	<b>11,763</b>
<b>PAYMENTS: REGULAR BENEFITS</b>							
First Payments	2,347	2,332	2,434	2,442	10,449	10,603	9,254
Checks Issued	39,002	45,592	39,836	47,039	207,585	186,872	199,659
Gross Amount of Payments (\$)*	9,326,897	10,493,642	9,489,587	10,817,503	49,165,941	44,194,280	45,468,259
Average Check Amount (\$)*	239.14	230.16	238.22	229.97	236.85	236.49	227.73
Number Exhausting Benefits	809	1,092	905	1,199	4,809	4,054	4,926
<b>TRUST FUND</b>							
Receipts (in Millions) (\$)					INA	INA	INA
Balance (in Millions) (\$)	1,494.31	1,203.89	1,503.29	1,212.51	1,534.14	1,356.12	1,236.14

+ NTUR: Unemployment Compensation Amendment of 1992 specifies that a 2 month average NTUR be used to determine duration levels.

E Business Services Estimate

\* Excludes WORKSHARE program

<http://findit.emp.state.or.us/ui/reports/102/2005/102.pdf>

UI Pub 102(02/05/04)

**Week #25 Ending June 25, 2005**

	This Week	Last Week	Cumulative
<b>EXTENDED BENEFITS (UI, UCFE, UCX)</b>			
Initial Claims (Excl. Liable)	0	0	117
Weeks Claimed (Excl. Liable)	0	2	260
Gross Amount of Payments (\$)	0	0	1,763
Number Exhausting Benefits	0	0	0

Oregon EB TUR Trigger "OFF" 01/10/2004. Alaska "OFF" 06/04/2005

<b>TRADE ADJUSTMENT ACT</b>			
Number of Active Petitions	352	351	352
Initial Claims	51	88	41,158
Weeks Claimed	247	346	240,591
Gross Amount of TRA Payments (\$)	90,679	127,508	40,366,919
Number Entered Training	1	27	25,847
Gross Amount of TAA Payments (\$)	98,395	120,709	63,855,756

Cumulative Count started 9/1/85.

<b>NAFTA</b>			
Number of Active Petitions	158	158	158
Initial Claims	0	1	2,139
Weeks Claimed	1	1	15,491
Gross Amount of Payments (\$)	376	376	5,773,020
Number Entered Training	0	0	2,098

Cumulative Count started 12/94. Program Certifications ended 11/04/2002

<b>WORKSHARE PROGRAM</b>			
Initial Claims	21	100	43,641
Weeks Claimed	794	118	174,975
Gross Amount of Payments (\$)	53,095	3,476	65,930,330

Cumulative Count started 7/18/82.

<b>TRAINING UI (PTT)</b>			
Applications Accepted	53	0	43,277
Approved	45	0	34,528
Weeks Claimed	292	355	2,377,447
Gross Amount of Payments (\$)	73,166	95,165	11,748,066

Cumulative Count started 4/3/83.

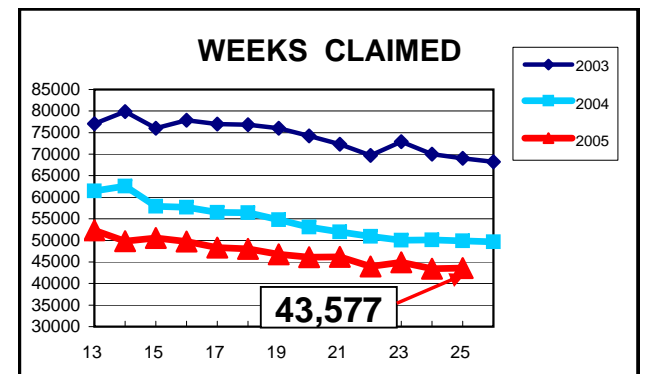
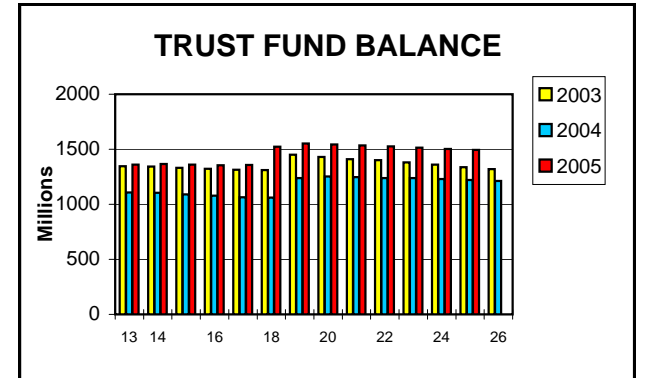
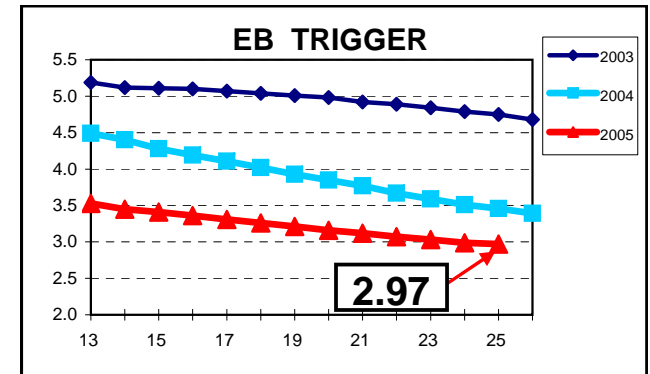
<b>SUD</b>			
Initial Claims	0	1	668
Weeks Claimed	15	19	2,582
Gross Amount of Payments (\$)	4,493	5,874	5,658,375

Cumulative Count started Week 35 - 9/1/2001.

<b>SELF EMPLOYMENT (SEA) MONTHLY</b>	June 2005	May 2005	Cumulative
Referred	18	21	1,346
Enrolled	11	21	1,142
Completed	6	12	642
Weeks Claimed	200	271	19,842
Gross Amount of Payments (\$)	66,295	96,258	6,126,166

Cumulative Count started 09/95. These are MONTHLY counts.

UI Program Analysis  
(503) 947-1711



**LAST WEEK June 18 2005**

**Week #25 Ending June 25, 2005**

	<b>This Week</b>	<b>Last Week</b>	<b>Cumulative</b>
<b>Temporary Extended Unemployment Compensation(TEUC)</b>			
Initial Claims (Excl. Liable)	1	0	170,696
Weeks Claimed (Excl. Liable)	0	0	5,314,504
Gross Amount of Payments (\$)	278	0	640,639,123
Number Exhausting Benefits	0	0	96,357

TEUC-X IUR Trigger (IUR = 4%) "ON" 12/23/2002 - Trigger "OFF" 01/10/2004

Cumulative Count started Week 11 - 3/11/2002.

<b>OAB (Oregon Additional Benefits)</b>			
Initial Claims (Excl. Liable)	0	0	27,269
Weeks Claimed (Excl. Liable)	6	12	103,520
Gross Amount of Payments (\$)	0	0	28,373,828
Number Exhausting Benefits	0	0	9,383

OAB Trigger "OFF" Insured Week 03/27/2004

Program ended 9/26/2003.

<b>OEB (Oregon Emergency Benefits)</b>			
Initial Claims (Excl. Liable)	631	722	12,444
Weeks Claimed (Excl. Liable)	8,347	8,447	55,911
Gross Amount of Payments (\$)	1,856,976	2,449,277	14,914,186
Number Exhausting Benefits	4,192	274	5,319

OEB Begins Week 18 - Ends Week 32