

UNEMPLOYMENT INSURANCE STATISTICS

State of Oregon

EMPLOYMENT DEPARTMENT

UI Program Analysis

Rick Hawes

(503) 947-1711

LABOR FORCE DATA		This Month	Last Month	Last Year
		June 2005	May 2005	June 2004
Oregon Civilian Labor Force		1,882,411	1,858,563	1,872,662
Total Number Unemployed		123,160	113,776	142,599
UNEMPLOYMENT RATES (CIVILIAN)				
Total Unemployment: Oregon		6.5	6.1	7.6
National		5.2	4.9	5.8
Seasonally Adjusted: Oregon		6.5	6.4	7.5
National		5.0	5.1	5.6

Week #28 Ending July 16, 2005	THIS WEEK		LAST WEEK		This Month	Last Month	Last Year
	2005	2004	2005	2004	June 2005	May 2005	June 2004
UNEMPLOYMENT RATES							
Insured Unemployment: Oregon	2.90	3.23	2.75	3.16	2.53	2.75	2.91
EB Trigger	2.86	3.32	2.88	3.35			
Adjusted Insured Unemployment	3.66	4.40	3.69	4.44			
National Average TUR +	6.40	6.90	6.40	6.90			
REGULAR CLAIMS (UI, UCFE, UCX)					This Month	Last Month	Last Year
					June 2005	May 2005	June 2004
Initial Claims (Excl. Liable)*	6,117	6,929	7,326	7,493	28,274	26,565	31,479
Oregon - New	3,452	4,008	4,439	4,100	13,754	12,344	14,319
Additional	2,362	2,596	2,577	3,047	13,148	13,045	15,512
Interstate - Agent	303	325	310	346	1,372	1,176	1,648
Interstate - Liable	148	266	171	363	679	658	1,241
Weeks Claimed (Excl. Liable)*	46,116	50,261	43,659	49,145	181,445	224,435	246,313
Oregon	43,707	47,375	41,461	46,409	170,399	213,285	232,711
Interstate - Agent	2,409	2,886	2,198	2,736	11,046	11,150	13,602
Interstate - Liable	1,505	2,878	1,458	2,846	6,002	8,355	14,825
New Combined Wage Claims	151	147	94	81	482	572	469
Non-monetary Determinations & Redeter.	2,679	2,889	2,025	2,300	11,442	10,855	12,417
PAYMENTS: REGULAR BENEFITS							
First Payments	2,163	1,857	2,371	2,297	10,134	10,449	11,341
Checks Issued	40,285	45,387	39,551	46,029	161,327	207,585	231,365
Gross Amount of Payments (\$)*	9,741,339	10,574,461	9,438,111	10,654,422	39,151,928	49,165,941	53,149,475
Average Check Amount (\$)*	241.81	232.98	238.63	231.47	242.69	236.85	229.72
Number Exhausting Benefits	1,394	1,585	818	855	3,530	4,809	5,594
TRUST FUND							
Receipts (in Millions) (\$)					INA	INA	INA
Balance (in Millions) (\$)	1,495.14	1,202.37	1,495.14	1,201.85	1,487.55	1,534.14	1,196.45

+ NTUR: Unemployment Compensation Amendment of 1992 specifies that a 2 month average NTUR be used to determine duration levels.

E Business Services Estimate

* Excludes WORKSHARE program

<http://findit.emp.state.or.us/ui/reports/102/2005/102.pdf>

UI Pub 102(02/05/04)

Week #28 Ending July 16, 2005

	This Week	Last Week	Cumulative
EXTENDED BENEFITS (UI, UCFE, UCX)			
Initial Claims (Excl. Liable)	0	0	117
Weeks Claimed (Excl. Liable)	0	0	260
Gross Amount of Payments (\$)	0	0	1,763
Number Exhausting Benefits	0	0	0

Oregon EB TUR Trigger "OFF" 01/10/2004. Alaska "OFF" 06/04/2005

TRADE ADJUSTMENT ACT			
Number of Active Petitions	353	353	353
Initial Claims	60	66	41,345
Weeks Claimed	311	304	241,498
Gross Amount of TRA Payments (\$)	117,725	113,925	40,707,911
Number Entered Training	15	19	25,970
Gross Amount of TAA Payments (\$)	186,021	93,139	64,201,071

Cumulative Count started 9/1/85.

NAFTA			
Number of Active Petitions	158	158	158
Initial Claims	0	0	2,139
Weeks Claimed	3	1	15,497
Gross Amount of Payments (\$)	1,157	405	5,775,363
Number Entered Training	0	0	2,098

Cumulative Count started 12/94. Program Certifications ended 11/04/2002

WORKSHARE PROGRAM			
Initial Claims	3	35	43,744
Weeks Claimed	948	961	177,862
Gross Amount of Payments (\$)	53,073	65,778	66,112,030

Cumulative Count started 7/18/82.

TRAINING UI (PTT)			
Applications Accepted	30	14	43,342
Approved	28	13	34,580
Weeks Claimed	233	236	2,378,155
Gross Amount of Payments (\$)	6,779	6,169	11,821,966

Cumulative Count started 4/3/83.

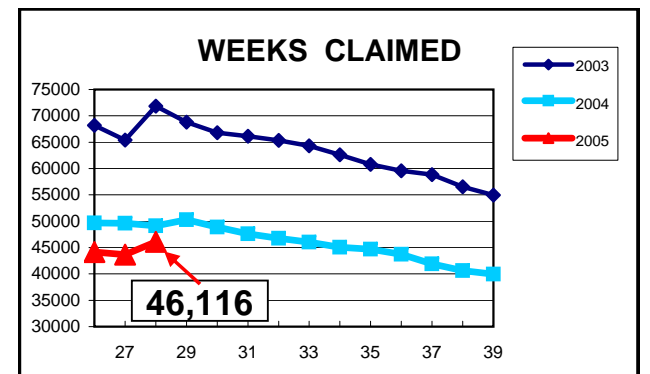
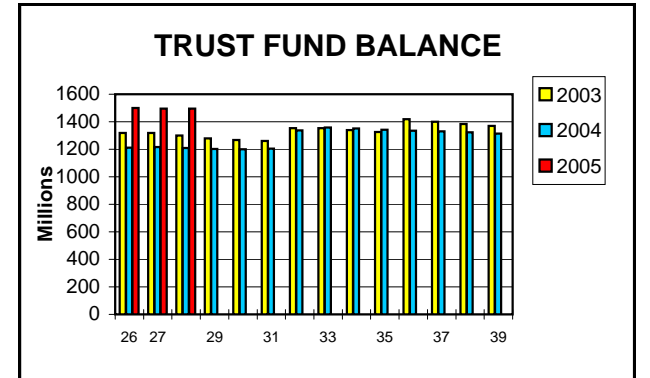
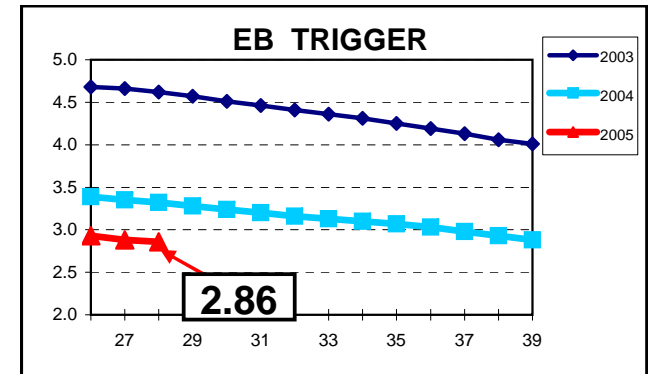
SUD			
Initial Claims	1	1	670
Weeks Claimed	16	12	2,623
Gross Amount of Payments (\$)	5,558	4,047	5,672,190

Cumulative Count started Week 35 - 9/1/2001.

SELF EMPLOYMENT (SEA) MONTHLY	July 2005	June 2005	Cumulative
Referred	20	18	1,366
Enrolled	20	11	1,162
Completed	11	6	653
Weeks Claimed	152	277	20,071
Gross Amount of Payments (\$)	51,587	92,232	6,203,690

Cumulative Count started 09/95. These are MONTHLY counts.

UI Program Analysis
(503) 947-1711



LAST WEEK July 9, 2005

Week #28 Ending July 16, 2005

	This Week	Last Week	Cumulative
Temporary Extended Unemployment Compensation(TEUC)			
Initial Claims (Excl. Liable)	0	0	170,696
Weeks Claimed (Excl. Liable)	0	0	5,314,504
Gross Amount of Payments (\$)	0	0	640,639,123
Number Exhausting Benefits	0	0	96,357

TEUC-X IUR Trigger (IUR = 4%) "ON" 12/23/2002 - Trigger "OFF" 01/10/2004

Cumulative Count started Week 11 - 3/11/2002.

OAB (Oregon Additional Benefits)			
Initial Claims (Excl. Liable)	0	0	27,269
Weeks Claimed (Excl. Liable)	4	4	103,528
Gross Amount of Payments (\$)	485	0	28,374,313
Number Exhausting Benefits	0	0	9,383

OAB Trigger "OFF" Insured Week 03/27/2004

Program ended 9/26/2003.

OEB (Oregon Emergency Benefits)			
Initial Claims (Excl. Liable)	945	417	14,409
Weeks Claimed (Excl. Liable)	2,712	4,042	67,475
Gross Amount of Payments (\$)	1,019,035	1,066,115	18,230,634
Number Exhausting Benefits	650	750	7,827

OEB Begins Week 18 - Ends Week 32