

UNEMPLOYMENT INSURANCE STATISTICS

State of Oregon

EMPLOYMENT DEPARTMENT

UI Program Analysis

Rick Hawes

(503) 947-1711

LABOR FORCE DATA		This Month	Last Month	Last Year
		June 2005	May 2005	June 2004
Oregon Civilian Labor Force		1,882,411	1,858,563	1,872,662
Total Number Unemployed		123,160	113,776	142,599
UNEMPLOYMENT RATES (CIVILIAN)				
Total Unemployment: Oregon		6.5	6.1	7.6
National		5.2	4.9	5.8
Seasonally Adjusted: Oregon		6.5	6.4	7.5
National		5.0	5.1	5.6

Week #29 Ending July 23, 2005	THIS WEEK		LAST WEEK		This Month	Last Month	Last Year
	2005	2004	2005	2004	June 2005	May 2005	June 2004
UNEMPLOYMENT RATES							
Insured Unemployment: Oregon	2.75	3.14	2.90	3.23	2.53	2.75	2.91
EB Trigger	2.83	3.28	2.86	3.32			
Adjusted Insured Unemployment	3.64	4.36	3.66	4.40			
National Average TUR +	6.50	6.80	6.40	6.90			
REGULAR CLAIMS (UI, UCFE, UCX)					This Month	Last Month	Last Year
					June 2005	May 2005	June 2004
Initial Claims (Excl. Liable)*	5,234	5,723	6,117	6,929	28,274	26,565	31,479
Oregon - New	2,850	3,028	3,452	4,008	13,754	12,344	14,319
Additional	2,069	2,330	2,362	2,596	13,148	13,045	15,512
Interstate - Agent	315	365	303	325	1,372	1,176	1,648
Interstate - Liable	151	248	148	266	679	658	1,241
Weeks Claimed (Excl. Liable)*	43,961	48,860	46,116	50,261	181,445	224,435	246,313
Oregon	41,473	45,899	43,707	47,375	170,399	213,285	232,711
Interstate - Agent	2,488	2,961	2,409	2,886	11,046	11,150	13,602
Interstate - Liable	1,458	2,736	1,505	2,878	6,002	8,355	14,825
New Combined Wage Claims	123	128	151	147	482	572	469
Non-monetary Determinations & Redeter.	2,691	3,015	2,679	2,889	11,442	10,855	12,417
PAYMENTS: REGULAR BENEFITS							
First Payments	3,809	3,784	2,163	1,857	10,134	10,449	11,341
Checks Issued	39,470	44,715	40,285	45,387	161,327	207,585	231,365
Gross Amount of Payments (\$)*	9,427,438	10,328,628	9,741,339	10,574,461	39,151,928	49,165,941	53,149,475
Average Check Amount (\$)*	238.85	230.99	241.81	232.98	242.69	236.85	229.72
Number Exhausting Benefits	1,020	1,293	1,394	1,585	3,530	4,809	5,594
TRUST FUND							
Receipts (in Millions) (\$)					INA	INA	INA
Balance (in Millions) (\$)	1,483.24	1,196.88	1,495.14	1,202.37	1,487.55	1,534.14	1,196.45

+ NTUR: Unemployment Compensation Amendment of 1992 specifies that a 2 month average NTUR be used to determine duration levels.

E Business Services Estimate

* Excludes WORKSHARE program

<http://findit.emp.state.or.us/ui/reports/102/2005/102.pdf>

UI Pub 102(02/05/04)

Week #29 Ending July 23, 2005

	This Week	Last Week	Cumulative
EXTENDED BENEFITS (UI, UCFE, UCX)			
Initial Claims (Excl. Liable)	0	0	117
Weeks Claimed (Excl. Liable)	0	0	260
Gross Amount of Payments (\$)	0	0	1,763
Number Exhausting Benefits	0	0	0

Oregon EB TUR Trigger "OFF" 01/10/2004. Alaska "OFF" 06/04/2005

TRADE ADJUSTMENT ACT			
Number of Active Petitions	354	353	354
Initial Claims	49	60	41,394
Weeks Claimed	315	311	241,813
Gross Amount of TRA Payments (\$)	117,936	117,725	40,825,847
Number Entered Training	2	15	25,972
Gross Amount of TAA Payments (\$)	82,970	186,021	64,284,041

Cumulative Count started 9/1/85.

NAFTA			
Number of Active Petitions	158	158	158
Initial Claims	0	0	2,139
Weeks Claimed	1	3	15,498
Gross Amount of Payments (\$)	376	1,157	5,775,739
Number Entered Training	0	0	2,098

Cumulative Count started 12/94. Program Certifications ended 11/04/2002

WORKSHARE PROGRAM			
Initial Claims	66	3	43,810
Weeks Claimed	142	948	178,004
Gross Amount of Payments (\$)	7,720	53,073	66,119,750

Cumulative Count started 7/18/82.

TRAINING UI (PTT)			
Applications Accepted	26	30	43,368
Approved	26	28	34,606
Weeks Claimed	245	233	2,378,400
Gross Amount of Payments (\$)	70,179	6,779	11,892,145

Cumulative Count started 4/3/83.

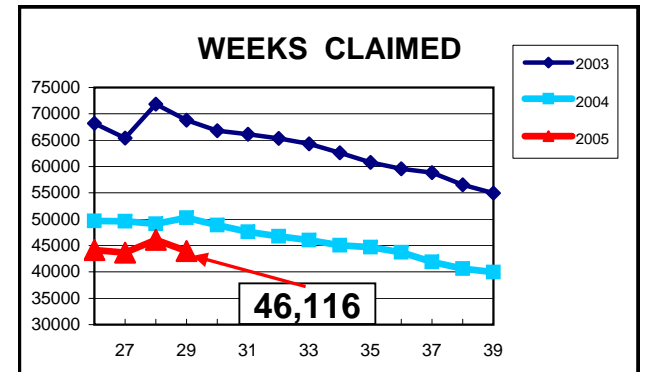
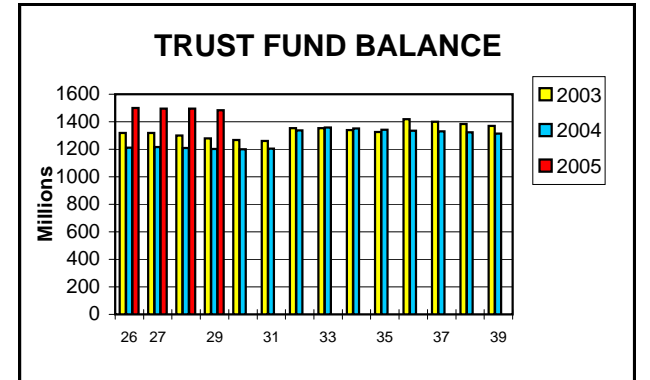
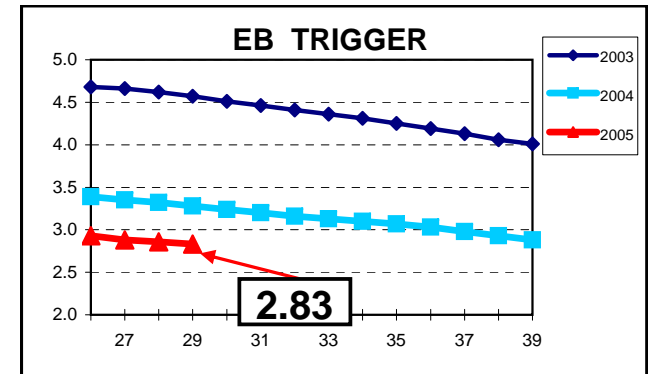
SUD			
Initial Claims	0	1	670
Weeks Claimed	14	16	2,637
Gross Amount of Payments (\$)	4,449	5,558	5,676,639

Cumulative Count started Week 35 - 9/1/2001.

SELF EMPLOYMENT (SEA) MONTHLY	July 2005	June 2005	Cumulative
Referred	20	18	1,366
Enrolled	20	11	1,162
Completed	11	6	653
Weeks Claimed	227	277	20,146
Gross Amount of Payments (\$)	78,393	92,232	6,230,496

Cumulative Count started 09/95. These are MONTHLY counts.

UI Program Analysis
(503) 947-1711



LAST WEEK July 16, 2005

Week #29 Ending July 23, 2005

	This Week	Last Week	Cumulative
Temporary Extended Unemployment Compensation(TEUC)			
Initial Claims (Excl. Liable)	0	0	170,696
Weeks Claimed (Excl. Liable)	3	0	5,314,507
Gross Amount of Payments (\$)	0	0	640,639,123
Number Exhausting Benefits	0	0	96,357

TEUC-X IUR Trigger (IUR = 4%) "ON" 12/23/2002 - Trigger "OFF" 01/10/2004

Cumulative Count started Week 11 - 3/11/2002.

OAB (Oregon Additional Benefits)			
Initial Claims (Excl. Liable)	1	0	27,270
Weeks Claimed (Excl. Liable)	8	4	103,536
Gross Amount of Payments (\$)	1,581	485	28,375,894
Number Exhausting Benefits	0	0	9,383

OAB Trigger "OFF" Insured Week 03/27/2004

Program ended 9/26/2003.

OEB (Oregon Emergency Benefits)			
Initial Claims (Excl. Liable)	901	945	15,310
Weeks Claimed (Excl. Liable)	3,897	2,712	71,372
Gross Amount of Payments (\$)	1,089,412	1,019,035	19,320,046
Number Exhausting Benefits	605	650	8,432

OEB Begins Week 18 - Ends Week 32