

UNEMPLOYMENT INSURANCE STATISTICS

State of Oregon

EMPLOYMENT DEPARTMENT

UI Program Analysis

Rick Hawes

(503) 947-1711

LABOR FORCE DATA		This Month	Last Month	Last Year
		June 2005	May 2005	June 2004
Oregon Civilian Labor Force		1,882,411	1,858,563	1,872,662
Total Number Unemployed		123,160	113,776	142,599
UNEMPLOYMENT RATES (CIVILIAN)				
Total Unemployment: Oregon		6.5	6.1	7.6
National		5.2	4.9	5.8
Seasonally Adjusted: Oregon		6.5	6.4	7.5
National		5.0	5.1	5.6

Week #30 Ending July 30, 2005	THIS WEEK		LAST WEEK		This Month	Last Month	Last Year
	2005	2004	2005	2004	June 2005	May 2005	June 2004
UNEMPLOYMENT RATES							
Insured Unemployment: Oregon	2.72	3.06	2.75	3.14	2.53	2.75	2.91
EB Trigger	2.81	3.24	2.83	3.28			
Adjusted Insured Unemployment	3.61	4.32	3.64	4.36			
National Average TUR +	6.50	6.80	6.50	6.80			
REGULAR CLAIMS (UI, UCFE, UCX)					This Month	Last Month	Last Year
					June 2005	May 2005	June 2004
Initial Claims (Excl. Liable)*	4,904	5,456	5,234	5,723	28,274	26,565	31,479
Oregon - New	2,587	2,589	2,850	3,028	13,754	12,344	14,319
Additional	2,057	2,533	2,069	2,330	13,148	13,045	15,512
Interstate - Agent	260	334	315	365	1,372	1,176	1,648
Interstate - Liable	128	232	151	248	679	658	1,241
Weeks Claimed (Excl. Liable)*	43,516	47,592	43,961	48,860	181,445	224,435	246,313
Oregon	41,032	44,836	41,473	45,899	170,399	213,285	232,711
Interstate - Agent	2,484	2,756	2,488	2,961	11,046	11,150	13,602
Interstate - Liable	1,441	2,788	1,458	2,736	6,002	8,355	14,825
New Combined Wage Claims	133	122	123	128	482	572	469
Non-monetary Determinations & Redeter.	2,659	2,779	2,691	3,015	11,442	10,855	12,417
PAYMENTS: REGULAR BENEFITS							
First Payments	2,278	2,376	3,809	3,784	10,134	10,449	11,341
Checks Issued	39,453	44,384	39,470	44,715	161,327	207,585	231,365
Gross Amount of Payments (\$)*	9,356,437	10,228,976	9,427,438	10,328,628	39,151,928	49,165,941	53,149,475
Average Check Amount (\$)*	237.15	230.47	238.85	230.99	242.69	236.85	229.72
Number Exhausting Benefits	918	1,178	1,020	1,293	3,530	4,809	5,594
TRUST FUND							
Receipts (in Millions) (\$)					INA	INA	INA
Balance (in Millions) (\$)	1,486.84	1,200.79	1,483.24	1,196.88	1,487.55	1,534.14	1,196.45

+ NTUR: Unemployment Compensation Amendment of 1992 specifies that a 2 month average NTUR be used to determine duration levels.

E Business Services Estimate

* Excludes WORKSHARE program

<http://findit.emp.state.or.us/ui/reports/102/2005/102.pdf>

UI Pub 102(02/05/04)

Week #30 Ending July 30, 2005

	This Week	Last Week	Cumulative
EXTENDED BENEFITS (UI, UCFE, UCX)			
Initial Claims (Excl. Liable)	0	0	117
Weeks Claimed (Excl. Liable)	0	0	260
Gross Amount of Payments (\$)	0	0	1,763
Number Exhausting Benefits	0	0	0

Oregon EB TUR Trigger "OFF" 01/10/2004. Alaska "OFF" 06/04/2005

TRADE ADJUSTMENT ACT			
Number of Active Petitions	354	354	354
Initial Claims	44	49	41,438
Weeks Claimed	361	315	242,174
Gross Amount of TRA Payments (\$)	131,185	117,936	40,957,032
Number Entered Training	10	2	25,982
Gross Amount of TAA Payments (\$)	118,914	82,970	64,402,955

Cumulative Count started 9/1/85.

NAFTA			
Number of Active Petitions	158	158	158
Initial Claims	0	0	2,139
Weeks Claimed	0	1	15,498
Gross Amount of Payments (\$)	0	376	5,775,739
Number Entered Training	0	0	2,098

Cumulative Count started 12/94. Program Certifications ended 11/04/2002

WORKSHARE PROGRAM			
Initial Claims	6	66	43,816
Weeks Claimed	96	142	178,100
Gross Amount of Payments (\$)	5,069	7,720	66,124,819

Cumulative Count started 7/18/82.

TRAINING UI (PTT)			
Applications Accepted	33	26	43,401
Approved	28	26	34,634
Weeks Claimed	261	245	2,378,661
Gross Amount of Payments (\$)	57,812	70,179	11,949,957

Cumulative Count started 4/3/83.

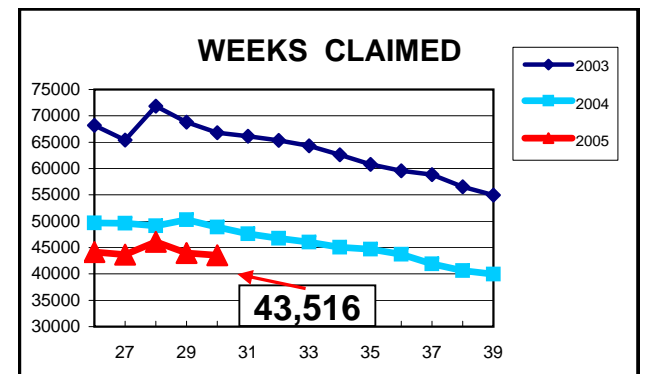
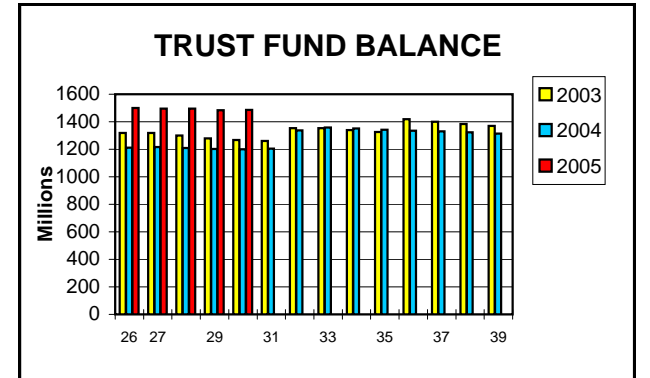
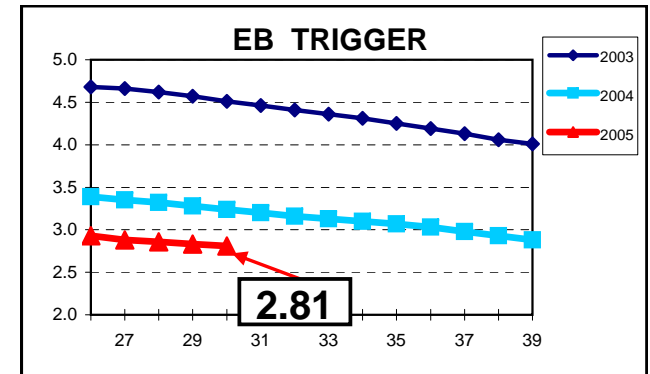
SUD			
Initial Claims	0	0	670
Weeks Claimed	13	14	2,650
Gross Amount of Payments (\$)	4,030	4,449	5,680,669

Cumulative Count started Week 35 - 9/1/2001.

SELF EMPLOYMENT (SEA) MONTHLY	July 2005	June 2005	Cumulative
Referred	20	18	1,366
Enrolled	20	11	1,162
Completed	11	6	653
Weeks Claimed	304	277	20,223
Gross Amount of Payments (\$)	104,449	92,232	6,256,552

Cumulative Count started 09/95. These are MONTHLY counts.

UI Program Analysis
(503) 947-1711



LAST WEEK July 23, 2005

Week #30 Ending July 30, 2005

	This Week	Last Week	Cumulative
Temporary Extended Unemployment Compensation(TEUC)			
Initial Claims (Excl. Liable)	0	0	170,696
Weeks Claimed (Excl. Liable)	0	3	5,314,507
Gross Amount of Payments (\$)	190	0	640,639,313
Number Exhausting Benefits	0	0	96,357

TEUC-X IUR Trigger (IUR = 4%) "ON" 12/23/2002 - Trigger "OFF" 01/10/2004

Cumulative Count started Week 11 - 3/11/2002.

OAB (Oregon Additional Benefits)			
Initial Claims (Excl. Liable)	0	1	27,270
Weeks Claimed (Excl. Liable)	0	8	103,536
Gross Amount of Payments (\$)	0	1,581	28,375,894
Number Exhausting Benefits	0	0	9,383

OAB Trigger "OFF" Insured Week 03/27/2004

Program ended 9/26/2003.

OEB (Oregon Emergency Benefits)			
Initial Claims (Excl. Liable)	720	901	16,030
Weeks Claimed (Excl. Liable)	4,006	3,897	75,378
Gross Amount of Payments (\$)	1,095,552	1,089,412	20,415,598
Number Exhausting Benefits	558	605	8,990

OEB Begins Week 18 - Ends Week 32

Week #30 Ending July 30, 2005

	This Week	Last Week	Cumulative
Temporary Extended Unemployment Compensation(TEUC)			
Initial Claims (Excl. Liable)	0	0	170,696
Weeks Claimed (Excl. Liable)	0	3	5,314,507
Gross Amount of Payments (\$)	190	0	640,639,313
Number Exhausting Benefits	0	0	96,357

TEUC-X IUR Trigger (IUR = 4%) "ON" 12/23/2002 - Trigger "OFF" 01/10/2004

Cumulative Count started Week 11 - 3/11/2002.

OAB (Oregon Additional Benefits)			
Initial Claims (Excl. Liable)	0	1	27,270
Weeks Claimed (Excl. Liable)	0	8	103,536
Gross Amount of Payments (\$)	553	1,581	28,376,447
Number Exhausting Benefits	0	0	9,383

OAB Trigger "OFF" Insured Week 03/27/2004

Program ended 9/26/2003.

OEB (Oregon Emergency Benefits)			
Initial Claims (Excl. Liable)	720	901	16,030
Weeks Claimed (Excl. Liable)	4,006	3,897	75,378
Gross Amount of Payments (\$)	1,095,552	1,089,412	20,415,598
Number Exhausting Benefits	558	605	8,990

OEB Begins Week 18 - Ends Week 32