

UNEMPLOYMENT INSURANCE STATISTICS

State of Oregon

EMPLOYMENT DEPARTMENT

UI Program Analysis

Rick Hawes

(503) 947-1711

LABOR FORCE DATA		This Month	Last Month	Last Year
		June 2005	May 2005	June 2004
Oregon Civilian Labor Force		1,882,411	1,858,563	1,872,662
Total Number Unemployed		123,160	113,776	142,599
UNEMPLOYMENT RATES (CIVILIAN)				
Total Unemployment: Oregon		6.5	6.1	7.6
National		5.2	4.9	5.8
Seasonally Adjusted: Oregon		6.5	6.4	7.5
National		5.0	5.1	5.6

Week #31 Ending August 06, 2005	THIS WEEK		LAST WEEK		This Month	Last Month	Last Year
	2005	2004	2005	2004	July 2005	June 2005	July 2004
UNEMPLOYMENT RATES							
Insured Unemployment: Oregon	2.67	3.71	2.72	3.06	3.45	2.53	3.71
EB Trigger	2.79	3.20	2.81	3.24			
Adjusted Insured Unemployment	3.60	4.28	3.61	4.32			
National Average TUR +	6.50	6.80	6.50	6.80			
REGULAR CLAIMS (UI, UCFE, UCX)					This Month	Last Month	Last Year
					July 2005	June 2005	July 2004
Initial Claims (Excl. Liable)*	5,394	5,605	4,904	5,456	24,631	28,274	27,855
Oregon - New	2,915	2,982	2,587	2,589	13,918	13,754	14,833
Additional	2,178	2,279	2,057	2,533	9,525	13,148	11,642
Interstate - Agent	301	344	260	334	1,188	1,372	1,380
Interstate - Liable	150	238	128	232	625	679	1,190
Weeks Claimed (Excl. Liable)*	42,696	46,784	43,516	47,592	178,497	181,445	198,887
Oregon	40,308	44,047	41,032	44,836	168,448	170,399	186,376
Interstate - Agent	2,388	2,737	2,484	2,756	10,049	11,046	12,511
Interstate - Liable	1,392	2,707	1,441	2,788	5,895	6,002	1,330
New Combined Wage Claims	125	107	133	122	510	482	504
Non-monetary Determinations & Redeter.	2,556	2,980	2,659	2,779	10,581	11,442	12,117
PAYMENTS: REGULAR BENEFITS							
First Payments	2,175	2,151	2,278	2,376	10,809	10,134	10,748
Checks Issued	38,763	44,230	39,453	44,384	159,701	161,327	183,173
Gross Amount of Payments (\$)*	9,259,646	10,202,190	9,356,437	10,228,976	38,180,433	39,151,928	42,360,077
Average Check Amount (\$)*	238.88	230.66	237.15	230.47	239.07	242.69	231.26
Number Exhausting Benefits	826	1,082	918	1,178	4,165	3,530	4,953
TRUST FUND							
Receipts (in Millions) (\$)					INA	INA	INA
Balance (in Millions) (\$)	1,633.60	1,354.25	1,486.84	1,200.79	1,486.84	1,487.55	1,205.19

+ NTUR: Unemployment Compensation Amendment of 1992 specifies that a 2 month average NTUR be used to determine duration levels.

E Business Services Estimate

* Excludes WORKSHARE program

<http://findit.emp.state.or.us/ui/reports/102/2005/102.pdf>

UI Pub 102(02/05/04)

Week #31 Ending August 06, 2005

	This Week	Last Week	Cumulative
EXTENDED BENEFITS (UI, UCFE, UCX)			
Initial Claims (Excl. Liable)	0	0	117
Weeks Claimed (Excl. Liable)	0	0	260
Gross Amount of Payments (\$)	0	0	1,763
Number Exhausting Benefits	0	0	0

Oregon EB TUR Trigger "OFF" 01/10/2004. Alaska "OFF" 06/04/2005

TRADE ADJUSTMENT ACT			
Number of Active Petitions	354	354	354
Initial Claims	35	44	41,473
Weeks Claimed	372	361	242,546
Gross Amount of TRA Payments (\$)	134,179	131,185	41,091,211
Number Entered Training	8	10	25,990
Gross Amount of TAA Payments (\$)	119,176	118,914	64,522,131

Cumulative Count started 9/1/85.

NAFTA			
Number of Active Petitions	158	158	158
Initial Claims	0	0	2,139
Weeks Claimed	0	0	15,498
Gross Amount of Payments (\$)	0	0	5,775,739
Number Entered Training	0	0	2,098

Cumulative Count started 12/94. Program Certifications ended 11/04/2002

WORKSHARE PROGRAM			
Initial Claims	44	6	43,860
Weeks Claimed	149	96	178,249
Gross Amount of Payments (\$)	13,674	5,069	66,138,493

Cumulative Count started 7/18/82.

TRAINING UI (PTT)			
Applications Accepted	21	33	43,422
Approved	11	28	34,645
Weeks Claimed	260	261	2,378,921
Gross Amount of Payments (\$)	71,302	57,812	12,021,259

Cumulative Count started 4/3/83.

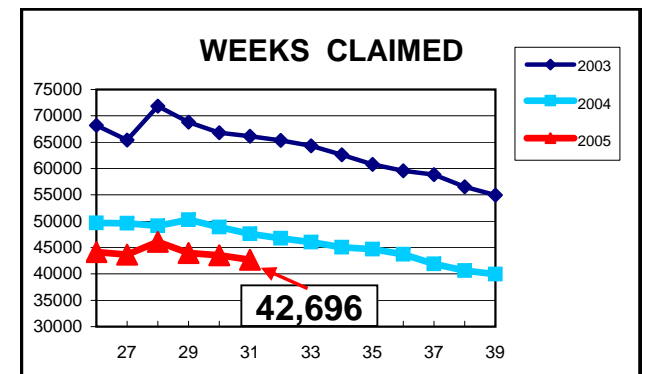
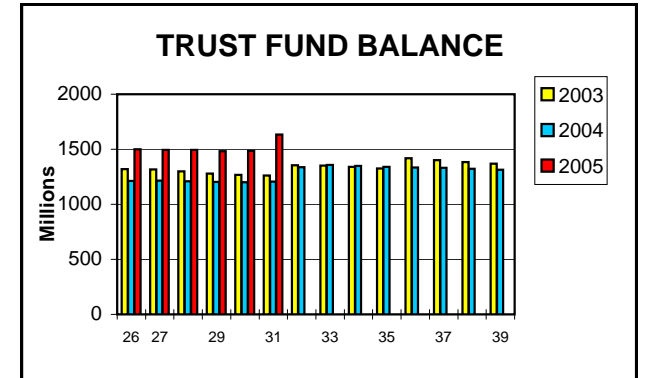
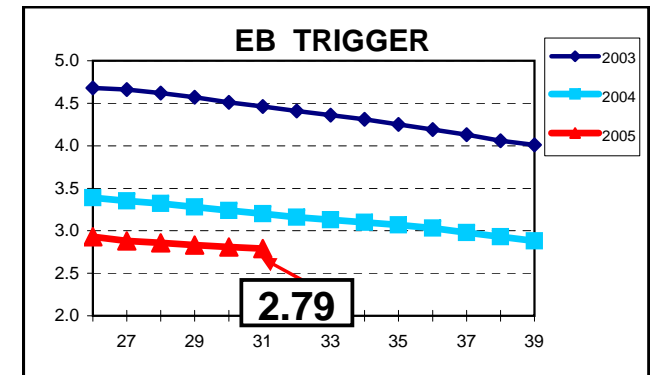
SUD			
Initial Claims	0	0	670
Weeks Claimed	11	13	2,661
Gross Amount of Payments (\$)	3,847	4,030	5,684,516

Cumulative Count started Week 35 - 9/1/2001.

SELF EMPLOYMENT (SEA) MONTHLY	July 2005	June 2005	Cumulative
Referred	16	20	1,382
Enrolled	19	20	1,181
Completed	20	11	673
Weeks Claimed	71	304	20,294
Gross Amount of Payments (\$)	25,574	104,449	6,282,126

Cumulative Count started 09/95. These are MONTHLY counts.

UI Program Analysis
(503) 947-1711



LAST WEEK July 30, 2005

Week #31 Ending August 06, 2005

	This Week	Last Week	Cumulative
Temporary Extended Unemployment Compensation(TEUC)			
Initial Claims (Excl. Liable)	1	0	170,697
Weeks Claimed (Excl. Liable)	0	0	5,314,507
Gross Amount of Payments (\$)	0	190	640,639,313
Number Exhausting Benefits	0	0	96,357

TEUC-X IUR Trigger (IUR = 4%) "ON" 12/23/2002 - Trigger "OFF" 01/10/2004

Cumulative Count started Week 11 - 3/11/2002.

OAB (Oregon Additional Benefits)			
Initial Claims (Excl. Liable)	0	0	27,270
Weeks Claimed (Excl. Liable)	8	0	103,544
Gross Amount of Payments (\$)	425	553	28,376,872
Number Exhausting Benefits	0	0	9,383

OAB Trigger "OFF" Insured Week 03/27/2004

Program ended 9/26/2003.

OEB (Oregon Emergency Benefits)			
Initial Claims (Excl. Liable)	528	720	16,558
Weeks Claimed (Excl. Liable)	3,915	4,006	79,293
Gross Amount of Payments (\$)	1,076,443	1,095,552	21,492,041
Number Exhausting Benefits	566	558	9,556

OEB Begins Week 18 - Ends Week 32