

# UNEMPLOYMENT INSURANCE STATISTICS

State of Oregon

EMPLOYMENT DEPARTMENT

UI Program Analysis

Rick Hawes

(503) 947-1711

LABOR FORCE DATA		This Month	Last Month	Last Year
		July 2005	June 2005	July 2004
Oregon Civilian Labor Force		1,889,789	1,881,464	1,874,891
Total Number Unemployed		120,540	122,223	134,966
UNEMPLOYMENT RATES (CIVILIAN)				
Total Unemployment: Oregon		6.4	6.5	7.2
National		5.2	5.2	5.7
Seasonally Adjusted: Oregon		6.6	6.5	7.4
National		5.0	5.0	5.5

Week #32 Ending August 13, 2005	THIS WEEK		LAST WEEK		This Month	Last Month	Last Year
	2005	2004	2005	2004	July 2005	June 2005	July 2004
<b>UNEMPLOYMENT RATES</b>							
Insured Unemployment: Oregon	2.69	2.95	2.67	3.71	3.45	2.53	3.71
EB Trigger	2.77	3.16	2.79	3.20			
Adjusted Insured Unemployment	3.58	4.20	3.60	4.28			
National Average TUR +	6.50	6.80	6.50	6.80			
<b>REGULAR CLAIMS (UI, UCFE, UCX)</b>					This Month	Last Month	Last Year
					July 2005	June 2005	July 2004
<b>Initial Claims (Excl. Liable)*</b>	<b>4,890</b>	<b>5,333</b>	<b>5,394</b>	<b>5,605</b>	<b>24,631</b>	<b>28,274</b>	<b>27,855</b>
Oregon - New	2,430	2,661	2,915	2,982	13,918	13,754	14,833
Additional	2,157	2,359	2,178	2,279	9,525	13,148	11,642
Interstate - Agent	303	313	301	344	1,188	1,372	1,380
Interstate - Liable	133	243	150	238	625	679	1,190
<b>Weeks Claimed (Excl. Liable)*</b>	<b>42,963</b>	<b>46,033</b>	<b>42,696</b>	<b>46,784</b>	<b>178,497</b>	<b>181,445</b>	<b>198,887</b>
Oregon	40,600	43,255	40,308	44,047	168,448	170,399	186,376
Interstate - Agent	2,363	2,778	2,388	2,737	10,049	11,046	12,511
Interstate - Liable	1,433	2,591	1,392	2,707	5,895	6,002	1,330
<b>New Combined Wage Claims</b>	<b>104</b>	<b>89</b>	<b>125</b>	<b>107</b>	<b>510</b>	<b>482</b>	<b>504</b>
<b>Non-monetary Determinations &amp; Redeter.</b>	<b>2,635</b>	<b>2,807</b>	<b>2,556</b>	<b>2,980</b>	<b>10,581</b>	<b>11,442</b>	<b>12,117</b>
<b>PAYMENTS: REGULAR BENEFITS</b>							
First Payments	2,016	1,979	2,175	2,151	10,809	10,134	10,748
Checks Issued	38,690	42,879	38,763	44,230	159,701	161,327	183,173
Gross Amount of Payments (\$)*	9,215,973	9,895,156	9,259,646	10,202,190	38,180,433	39,151,928	42,360,077
Average Check Amount (\$)*	238.20	230.77	238.88	230.66	239.07	242.69	231.26
Number Exhausting Benefits	959	1,098	826	1,082	4,165	3,530	4,953
<b>TRUST FUND</b>							
Receipts (in Millions) (\$)					INA	INA	INA
Balance (in Millions) (\$)	1,628.09	1,350.80	1,633.60	1,354.25	1,486.84	1,487.55	1,205.19

+ NTUR: Unemployment Compensation Amendment Of 1992 specifies that a 2 month average NTUR be used to determine duration levels.

E Business Services Estimate

\* Excludes WORKSHARE program

<http://findit.emp.state.or.us/ui/reports/102/2005/102.pdf>

UI Pub 102(02/05/04)

**Week #32 Ending August 13, 2005**

	This Week	Last Week	Cumulative
<b>EXTENDED BENEFITS (UI, UCFE, UCX)</b>			
Initial Claims (Excl. Liable)	0	0	117
Weeks Claimed (Excl. Liable)	0	0	260
Gross Amount of Payments (\$)	8	0	1,771
Number Exhausting Benefits	0	0	0

Oregon EB TUR Trigger "OFF" 01/10/2004. Alaska "OFF" 06/04/2004

<b>TRADE ADJUSTMENT ACT</b>			
Number of Active Petitions	355	354	355
Initial Claims	21	35	41,494
Weeks Claimed	361	372	242,907
Gross Amount of TRA Payments (\$)	130,828	134,179	41,222,039
Number Entered Training	9	8	25,999
Gross Amount of TAA Payments (\$)	138,474	119,176	64,660,605

Cumulative Count started 9/1/85.

<b>NAFTA</b>			
Number of Active Petitions	158	158	158
Initial Claims	0	0	2,139
Weeks Claimed	0	0	15,498
Gross Amount of Payments (\$)	0	0	5,775,739
Number Entered Training	0	0	2,098

Cumulative Count started 12/94. Program Certifications ended 11/04/2002

<b>WORKSHARE PROGRAM</b>			
Initial Claims	0	44	43,860
Weeks Claimed	118	149	178,367
Gross Amount of Payments (\$)	8,350	13,674	66,146,843

Cumulative Count started 7/18/82.

<b>TRAINING UI (PTT)</b>			
Applications Accepted	16	21	43,438
Approved	14	11	34,659
Weeks Claimed	244	260	2,379,165
Gross Amount of Payments (\$)	68,490	71,302	12,089,749

Cumulative Count started 4/3/83.

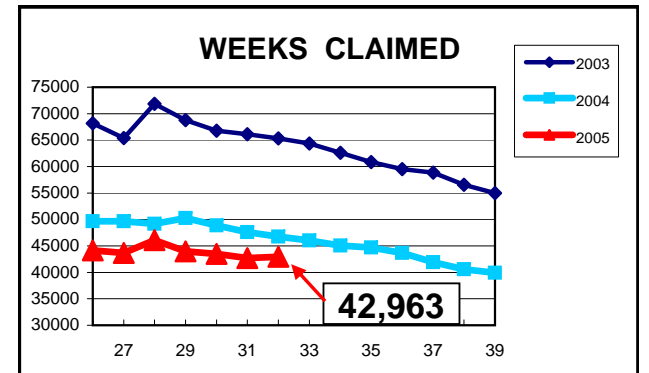
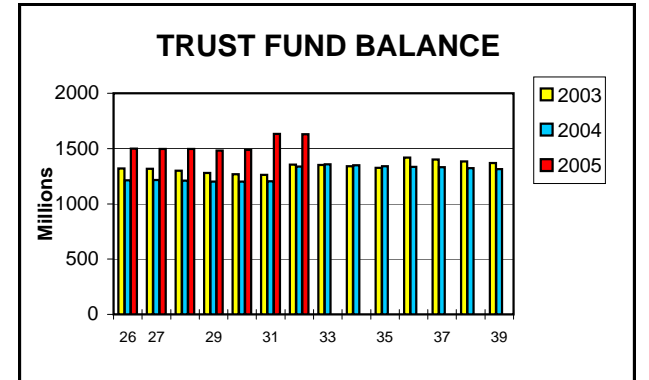
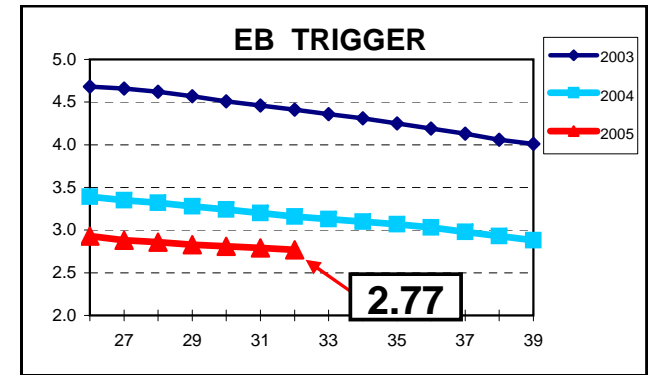
<b>SUD</b>			
Initial Claims	0	0	670
Weeks Claimed	12	11	2,673
Gross Amount of Payments (\$)	3,100	3,847	5,687,616

Cumulative Count started Week 35 - 9/1/2001.

<b>SELF EMPLOYMENT (SEA) MONTHLY</b>	July 2005	June 2005	Cumulative
Referred	16	20	1,382
Enrolled	19	20	1,181
Completed	20	11	673
Weeks Claimed	136	304	20,359
Gross Amount of Payments (\$)	49,249	104,449	6,305,801

Cumulative Count started 09/95. These are MONTHLY counts.

UI Program Analysis  
(503) 947-1711



**LAST WEEK August 6, 2005**

**Week #32 Ending August 13, 2005**

	<b>This Week</b>	<b>Last Week</b>	<b>Cumulative</b>
<b>Temporary Extended Unemployment Compensation(TEUC)</b>			
Initial Claims (Excl. Liable)	0	1	170,697
Weeks Claimed (Excl. Liable)	0	0	5,314,507
Gross Amount of Payments (\$)	104	0	640,639,417
Number Exhausting Benefits	0	0	96,357

TEUC-X IUR Trigger (IUR = 4%) "ON" 12/23/2002 - Trigger "OFF" 01/10/2004

Cumulative Count started Week 11 - 3/11/2002.

<b>OAB (Oregon Additional Benefits)</b>			
Initial Claims (Excl. Liable)	0	0	27,270
Weeks Claimed (Excl. Liable)	8	8	103,552
Gross Amount of Payments (\$)	294	425	28,377,166
Number Exhausting Benefits	0	0	9,383

OAB Trigger "OFF" Insured Week 03/27/2004

Program ended 9/26/2003.

<b>OEB (Oregon Emergency Benefits)</b>			
Initial Claims (Excl. Liable)	655	528	17,213
Weeks Claimed (Excl. Liable)	3,796	3,915	83,089
Gross Amount of Payments (\$)	1,070,304	1,076,443	22,562,345
Number Exhausting Benefits	494	566	10,050

OEB Begins Week 18 - Ends Week 32