

UNEMPLOYMENT INSURANCE STATISTICS

State of Oregon

EMPLOYMENT DEPARTMENT

UI Program Analysis

Rick Hawes

(503) 947-1711

LABOR FORCE DATA		This Month	Last Month	Last Year
		July 2005	June 2005	July 2004
Oregon Civilian Labor Force		1,889,789	1,881,464	1,874,891
Total Number Unemployed		120,540	122,223	134,966
UNEMPLOYMENT RATES (CIVILIAN)				
Total Unemployment: Oregon		6.4	6.5	7.2
National		5.2	5.2	5.7
Seasonally Adjusted: Oregon		6.6	6.5	7.4
National		5.0	5.0	5.5

Week #34 Ending August 27, 2005	THIS WEEK		LAST WEEK		This Month	Last Month	Last Year
	2005	2004	2005	2004	July 2005	June 2005	July 2004
UNEMPLOYMENT RATES							
Insured Unemployment: Oregon	2.68	2.87	2.64	2.89	3.45	2.53	3.71
EB Trigger	2.73	3.10	2.75	3.13			
Adjusted Insured Unemployment	3.54	4.13	3.56	4.16			
National Average TUR +	6.50	6.80	6.50	6.80			
REGULAR CLAIMS (UI, UCFE, UCX)					This Month	Last Month	Last Year
					July 2005	June 2005	July 2004
Initial Claims (Excl. Liable)*	4,635	5,410	4,943	5,352	24,631	28,274	27,855
Oregon - New	2,407	2,567	2,564	2,636	13,918	13,754	14,833
Additional	1,957	2,831	2,084	2,379	9,525	13,148	11,642
Interstate - Agent	271	12	295	337	1,188	1,372	1,380
Interstate - Liable	128	266	142	270	625	679	1,190
Weeks Claimed (Excl. Liable)*	42,769	44,671	42,186	45,075	178,497	181,445	198,887
Oregon	40,360	41,765	39,732	42,452	168,448	170,399	186,376
Interstate - Agent	2,409	2,906	2,454	2,623	10,049	11,046	12,511
Interstate - Liable	1,458	2,601	1,415	2,624	5,895	6,002	1,330
New Combined Wage Claims	128	91	118	101	510	482	504
Non-monetary Determinations & Redeter.	2,426	3,005	2,439	2,807	10,581	11,442	12,117
PAYMENTS: REGULAR BENEFITS							
First Payments	1,838	1,988	2,195	2,200	10,809	10,134	10,748
Checks Issued	37,746	41,842	38,108	42,370	159,701	161,327	183,173
Gross Amount of Payments (\$)*	9,028,309	9,747,587	9,110,023	9,844,078	38,180,433	39,151,928	42,360,077
Average Check Amount (\$)*	239.19	232.96	239.06	232.34	239.07	242.69	231.26
Number Exhausting Benefits	780	999	803	1,098	4,165	3,530	4,953
TRUST FUND							
Receipts (in Millions) (\$)					INA	INA	INA
Balance (in Millions) (\$)	1,619.33	1,339.11	1,622.95	1,344.89	1,486.84	1,487.55	1,205.19

+ NTUR: Unemployment Compensation Amendment of 1992 specifies that a 2 month average NTUR be used to determine duration levels.

E Business Services Estimate

* Excludes WORKSHARE program

<http://findit.emp.state.or.us/ui/reports/102/2005/102.pdf>

UI Pub 102(02/05/04)

Week #34 Ending August 27, 2005

	This Week	Last Week	Cumulative
EXTENDED BENEFITS (UI, UCFE, UCX)			
Initial Claims (Excl. Liable)	0	0	117
Weeks Claimed (Excl. Liable)	0	0	260
Gross Amount of Payments (\$)	0	68	1,839
Number Exhausting Benefits	0	0	0

Oregon EB TUR Trigger "OFF" 01/10/2004. Alaska "OFF" 06/04/2005

	This Week	Last Week	Cumulative
TRADE ADJUSTMENT ACT			
Number of Active Petitions	356	356	356
Initial Claims	24	28	41,546
Weeks Claimed	525	386	243,818
Gross Amount of TRA Payments (\$)	195,619	139,826	41,557,484
Number Entered Training	11	2	26,012
Gross Amount of TAA Payments (\$)	115,676	99,727	64,876,008

Cumulative Count started 9/1/85.

	This Week	Last Week	Cumulative
NAFTA			
Number of Active Petitions	158	158	158
Initial Claims	0	0	2,139
Weeks Claimed	0	0	15,498
Gross Amount of Payments (\$)	0	0	5,775,739
Number Entered Training	0	0	2,098

Cumulative Count started 12/94. Program Certifications ended 11/04/2002

	This Week	Last Week	Cumulative
WORKSHARE PROGRAM			
Initial Claims	2	4	43,866
Weeks Claimed	120	281	178,768
Gross Amount of Payments (\$)	8,050	17,623	66,172,516

Cumulative Count started 7/18/82.

	This Week	Last Week	Cumulative
TRAINING UI (PTT)			
Applications Accepted	21	23	43,482
Approved	16	19	34,694
Weeks Claimed	192	225	2,379,582
Gross Amount of Payments (\$)	53,532	63,019	12,206,300

Cumulative Count started 4/3/83.

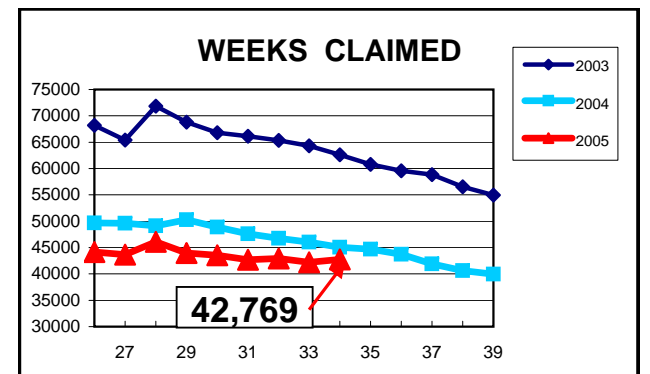
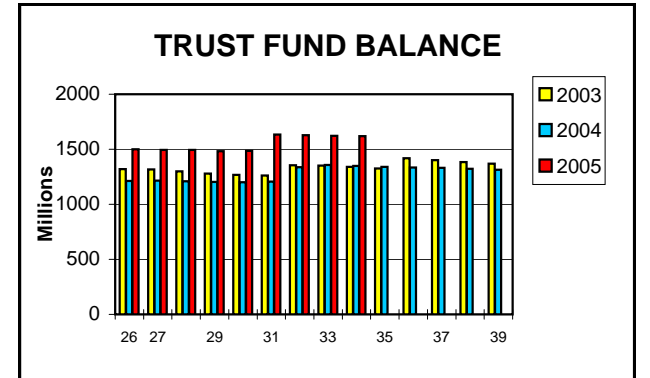
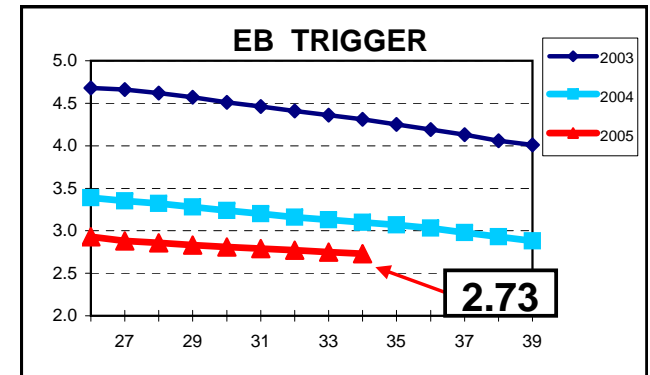
	This Week	Last Week	Cumulative
SUD			
Initial Claims	0	3	673
Weeks Claimed	13	10	2,696
Gross Amount of Payments (\$)	4,189	2,920	5,694,725

Cumulative Count started Week 35 - 9/1/2001.

	July 2005	June 2005	Cumulative
SELF EMPLOYMENT (SEA) MONTHLY			
Referred	16	20	1,382
Enrolled	19	20	1,181
Completed	20	11	673
Weeks Claimed	256	304	20,479
Gross Amount of Payments (\$)	95,529	104,449	6,352,081

Cumulative Count started 09/95. These are MONTHLY counts.

UI Program Analysis
(503) 947-1711



LAST WEEK August 20, 2005

Week #34 Ending August 27, 2005

	This Week	Last Week	Cumulative
Temporary Extended Unemployment Compensation(TEUC)			
Initial Claims (Excl. Liable)	0	0	170,697
Weeks Claimed (Excl. Liable)	2	0	5,314,509
Gross Amount of Payments (\$)	0	1,014	640,640,431
Number Exhausting Benefits	0	0	96.357

TEUC-X IUR Trigger (IUR = 4%) "ON" 12/23/2002 - Trigger "OFF" 01/10/2004

Cumulative Count started Week 11 - 3/11/2002.

OAB (Oregon Additional Benefits)			
Initial Claims (Excl. Liable)	0	0	27,270
Weeks Claimed (Excl. Liable)	0	0	103,552
Gross Amount of Payments (\$)	0	0	28,377,166
Number Exhausting Benefits	0	34	9,417

OAB Trigger "OFF" Insured Week 03/27/2004

Program ended 9/26/2003.

OEB (Oregon Emergency Benefits)			
Initial Claims (Excl. Liable)	66	361	17,640
Weeks Claimed (Excl. Liable)	79	3,543	86,711
Gross Amount of Payments (\$)	47,100	1,024,565	23,634,010
Number Exhausting Benefits	14	400	10,464

OEB Begins Week 18 - Ends Week 32