

UNEMPLOYMENT INSURANCE STATISTICS

State of Oregon

EMPLOYMENT DEPARTMENT

UI Program Analysis

Rick Hawes

(503) 947-1711

LABOR FORCE DATA		This Month	Last Month	Last Year
		July 2005	June 2005	July 2004
Oregon Civilian Labor Force		1,889,789	1,881,464	1,874,891
Total Number Unemployed		120,540	122,223	134,966
UNEMPLOYMENT RATES (CIVILIAN)				
Total Unemployment: Oregon		6.4	6.5	7.2
National		5.2	5.2	5.7
Seasonally Adjusted: Oregon		6.6	6.5	7.4
National		5.0	5.0	5.5

Week #35 Ending September 03, 2005	THIS WEEK		LAST WEEK		This Month	Last Month	Last Year
	2005	2004	2005	2004	Aug 2005	July 2005	Aug 2004
UNEMPLOYMENT RATES							
Insured Unemployment: Oregon	2.54	2.81	2.68	2.87	2.29	3.45	2.62
EB Trigger	2.72	3.07	2.73	3.10			
Adjusted Insured Unemployment	3.53	4.10	3.54	4.13			
National Average TUR +	6.50	6.80	6.50	6.80			
REGULAR CLAIMS (UI, UCFE, UCX)					This Month	Last Month	Last Year
					Aug 2005	July 2005	Aug 2004
Initial Claims (Excl. Liable)*	5,263	5,509	4,635	5,410	23,453	24,631	24,150
Oregon - New	2,736	2,598	2,407	2,567	12,068	13,918	11,943
Additional	2,226	2,575	1,957	2,831	9,918	9,525	11,194
Interstate - Agent	301	336	271	12	1,467	1,188	1,013
Interstate - Liable	160	287	128	266	666	625	1,139
Weeks Claimed (Excl. Liable)*	37,812	43,697	42,769	44,671	208,426	178,497	221,522
Oregon	36,365	41,037	40,360	41,765	197,365	168,448	209,474
Interstate - Agent	1,447	2,660	2,409	2,906	11,061	10,049	12,048
Interstate - Liable	1,421	2,612	1,458	2,601	7,040	5,895	12,977
New Combined Wage Claims	93	100	128	91	526	510	428
Non-monetary Determinations & Redeter.	2,593	2,780	2,426	3,005	11,599	10,581	12,815
PAYMENTS: REGULAR BENEFITS							
First Payments	1,906	2,213	1,838	1,988	9,758	10,809	9,934
Checks Issued	36,868	41,047	37,746	41,842	188,021	159,701	208,223
Gross Amount of Payments (\$)*	8,865,856	9,605,272	9,028,309	9,747,587	44,977,751	38,180,433	48,358,345
Average Check Amount (\$)*	240.48	234.01	239.19	232.96	239.22	239.07	232.24
Number Exhausting Benefits	724	1,002	780	999	4,074	4,165	5,195
TRUST FUND							
Receipts (in Millions) (\$)					INA	INA	INA
Balance (in Millions) (\$)	1,611.51	1,333.20	1,619.33	1,339.11	1,615.83	1,486.84	1,331.36

+ NTUR: Unemployment Compensation Amendment of 1992 specifies that a 2 month average NTUR be used to determine duration levels.

E Business Services Estimate

* Excludes WORKSHARE program

<http://findit.emp.state.or.us/ui/reports/102/2005/102.pdf>

UI Pub 102(02/05/04)

Week #35 Ending September 03, 2005

	This Week	Last Week	Cumulative
EXTENDED BENEFITS (UI, UCFE, UCX)			
Initial Claims (Excl. Liable)	0	0	117
Weeks Claimed (Excl. Liable)	0	0	260
Gross Amount of Payments (\$)	0	0	1,839
Number Exhausting Benefits	0	0	0

Oregon EB TUR Trigger "OFF" 01/10/2004. Alaska "OFF" 06/04/2005

TRADE ADJUSTMENT ACT			
Number of Active Petitions	356	356	356
Initial Claims	60	24	41,606
Weeks Claimed	537	525	244,355
Gross Amount of TRA Payments (\$)	199,494	195,619	41,756,978
Number Entered Training	1	11	26,013
Gross Amount of TAA Payments (\$)	104,672	115,676	64,980,680

Cumulative Count started 9/1/85.

NAFTA			
Number of Active Petitions	158	158	158
Initial Claims	0	0	2,139
Weeks Claimed	0	0	15,498
Gross Amount of Payments (\$)	0	0	5,775,739
Number Entered Training	0	0	2,098

Cumulative Count started 12/94. Program Certifications ended 11/04/2002

WORKSHARE PROGRAM			
Initial Claims	42	2	43,908
Weeks Claimed	263	120	179,031
Gross Amount of Payments (\$)	18,146	8,050	66,190,662

Cumulative Count started 7/18/82.

TRAINING UI (PTT)			
Applications Accepted	20	21	43,502
Approved	18	16	34,712
Weeks Claimed	175	192	2,379,757
Gross Amount of Payments (\$)	50,278	53,532	12,256,578

Cumulative Count started 4/3/83.

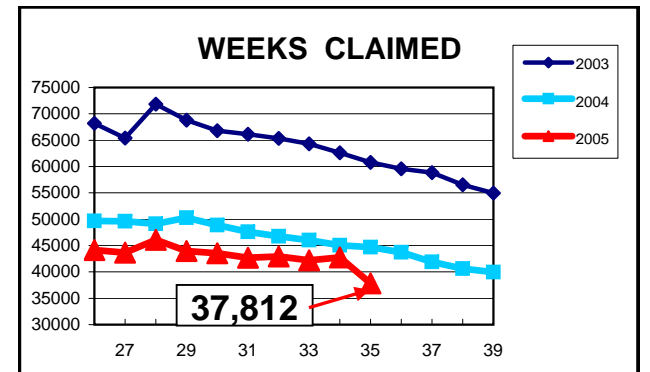
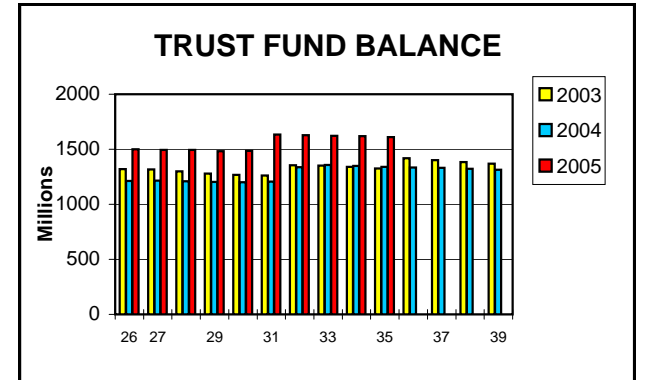
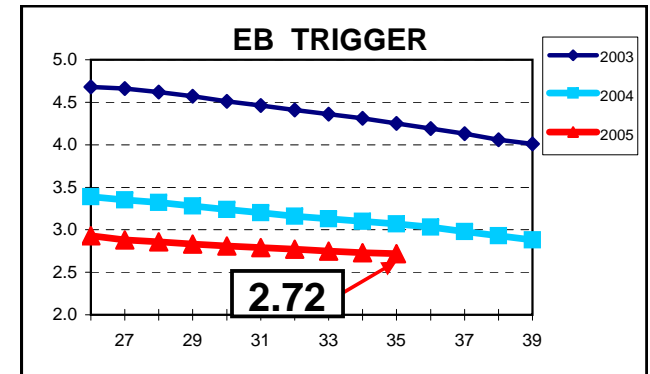
SUD			
Initial Claims	1	0	674
Weeks Claimed	12	13	2,708
Gross Amount of Payments (\$)	4,022	4,189	5,698,747

Cumulative Count started Week 35 - 9/1/2001.

SELF EMPLOYMENT (SEA) MONTHLY	Aug 2005	July 2005	Cumulative
Referred	16	16	1,398
Enrolled	15	19	1,196
Completed	9	20	682
Weeks Claimed	68	256	20,547
Gross Amount of Payments (\$)	24,915	95,529	6,376,996

Cumulative Count started 09/95. These are MONTHLY counts.

UI Program Analysis
(503) 947-1711



LAST WEEK August 27, 2005

Week #35 Ending September 03, 2005

	This Week	Last Week	Cumulative
Temporary Extended Unemployment Compensation(TEUC)			
Initial Claims (Excl. Liable)	1	0	170,698
Weeks Claimed (Excl. Liable)	0	2	5,314,509
Gross Amount of Payments (\$)	0	0	640,640,431
Number Exhausting Benefits	0	0	96,357

TEUC-X IUR Trigger (IUR = 4%) "ON" 12/23/2002 - Trigger "OFF" 01/10/2004

Cumulative Count started Week 11 - 3/11/2002.

OAB (Oregon Additional Benefits)			
Initial Claims (Excl. Liable)	0	0	27,270
Weeks Claimed (Excl. Liable)	0	0	103,552
Gross Amount of Payments (\$)	0	0	28,377,166
Number Exhausting Benefits	0	0	9,417

OAB Trigger "OFF" Insured Week 03/27/2004

Program ended 9/26/2003.

OEB (Oregon Emergency Benefits)			
Initial Claims (Excl. Liable)	10	66	17,650
Weeks Claimed (Excl. Liable)	20	79	86,731
Gross Amount of Payments (\$)	16,111	47,100	23,650,121
Number Exhausting Benefits	5	14	10,469

OEB Begins Week 18 - Ends Week 32