

UNEMPLOYMENT INSURANCE STATISTICS

State of Oregon

EMPLOYMENT DEPARTMENT

UI Program Analysis

Rick Hawes

(503) 947-1711

LABOR FORCE DATA		This Month	Last Month	Last Year
		Aug 2005	July 2005	Aug 2004
Oregon Civilian Labor Force		1,888,797	1,888,667	1,871,314
Total Number Unemployed		119,598	119,796	132,036
UNEMPLOYMENT RATES (CIVILIAN)				
Total Unemployment: Oregon		6.3	6.3	7.1
National		4.9	5.2	5.4
Seasonally Adjusted: Oregon		6.7	6.6	7.5
National		4.9	5.0	5.4

Week #39 Ending October 01, 2005	THIS WEEK		LAST WEEK		This Month	Last Month	Last Year
	2005	2004	2005	2004	Aug 2005	July 2005	Aug 2004
UNEMPLOYMENT RATES							
Insured Unemployment: Oregon	2.29	2.50	2.31	2.56	2.29	3.45	2.62
EB Trigger	2.60	2.88	2.63	2.93			
Adjusted Insured Unemployment	3.36	3.93	3.40	3.98			
National Average TUR +	6.60	7.00	6.60	7.00			
REGULAR CLAIMS (UI, UCFE, UCX)					This Month	Last Month	Last Year
					Aug 2005	July 2005	Aug 2004
Initial Claims (Excl. Liable)*	4,609	5,275	4,508	5,153	23,453	24,631	24,150
Oregon - New	2,268	2,526	2,356	2,533	12,068	13,918	11,943
Additional	2,027	2,399	1,857	2,259	9,918	9,525	11,194
Interstate - Agent	314	350	295	361	1,467	1,188	1,013
Interstate - Liable	125	247	133	271	666	625	1,139
Weeks Claimed (Excl. Liable)*	36,335	39,038	36,726	39,933	208,426	178,497	221,522
Oregon	33,885	36,262	34,326	37,146	197,365	168,448	209,474
Interstate - Agent	2,450	2,776	2,400	2,787	11,061	10,049	12,048
Interstate - Liable	1,381	2,580	1,428	2,552	7,040	5,895	12,977
New Combined Wage Claims	105	75	55	99	526	510	428
Non-monetary Determinations & Redeter.	2,716	2,758	2,734	2,921	11,599	10,581	12,815
PAYMENTS: REGULAR BENEFITS							
First Payments	1,771	1,870	1,988	1,952	9,758	10,809	9,934
Checks Issued	32,936	36,649	33,703	37,495	188,021	159,701	208,223
Gross Amount of Payments (\$)*	8,186,633	8,816,395	8,300,444	8,953,957	44,977,751	38,180,433	48,358,345
Average Check Amount (\$)*	248.56	240.56	246.28	238.80	239.22	239.07	232.24
Number Exhausting Benefits	695	853	716	947	4,074	4,165	5,195
TRUST FUND							
Receipts (in Millions) (\$)					INA	INA	INA
Balance (in Millions) (\$)	1,584.29	1,318.01	1,591.17	1,310.33	1,615.83	1,486.84	1,331.36

+ NTUR: Unemployment Compensation Amendment of 1992 specifies that a 2 month average NTUR be used to determine duration levels.

E Business Services Estimate

* Excludes WORKSHARE program

<http://findit.emp.state.or.us/ui/reports/102/2005/102.pdf>

UI Pub 102(02/05/04)

Week #39 Ending October 01, 2005

	This Week	Last Week	Cumulative
EXTENDED BENEFITS (UI, UCFE, UCX)			
Initial Claims (Excl. Liable)	0	0	117
Weeks Claimed (Excl. Liable)	0	0	260
Gross Amount of Payments (\$)	0	0	1,857
Number Exhausting Benefits	0	0	0

Oregon EB TUR Trigger "OFF" 01/10/2004. Alaska "OFF" 06/04/2005

TRADE ADJUSTMENT ACT			
Number of Active Petitions	357	356	357
Initial Claims	30	27	41,720
Weeks Claimed	593	519	246,517
Gross Amount of TRA Payments (\$)	221,668	193,868	42,564,115
Number Entered Training	12	28	26,090
Gross Amount of TAA Payments (\$)	116,666	123,129	65,318,199

Cumulative Count started 9/1/85.

NAFTA			
Number of Active Petitions	158	158	158
Initial Claims	0	0	2,139
Weeks Claimed	0	0	15,498
Gross Amount of Payments (\$)	0	0	5,775,739
Number Entered Training	0	0	2,098

Cumulative Count started 12/94. Program Certifications ended 11/04/2002 FINAL REPORT

WORKSHARE PROGRAM			
Initial Claims	67	16	44,009
Weeks Claimed	632	367	180,681
Gross Amount of Payments (\$)	39,537	24,880	66,299,177

Cumulative Count started 7/18/82.

TRAINING UI (PTT)			
Applications Accepted	58	36	43,667
Approved	48	27	34,846
Weeks Claimed	173	168	2,380,428
Gross Amount of Payments (\$)	49,490	47,764	12,453,265

Cumulative Count started 4/3/83.

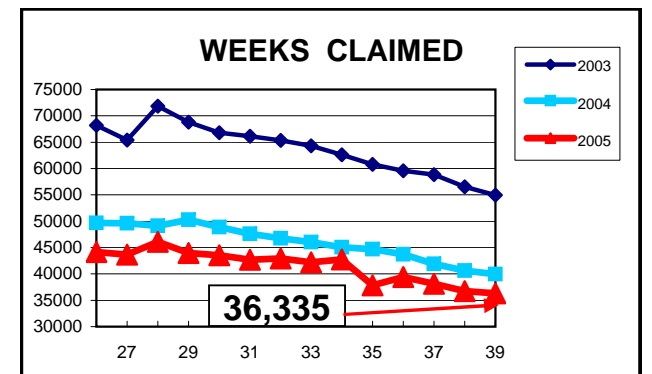
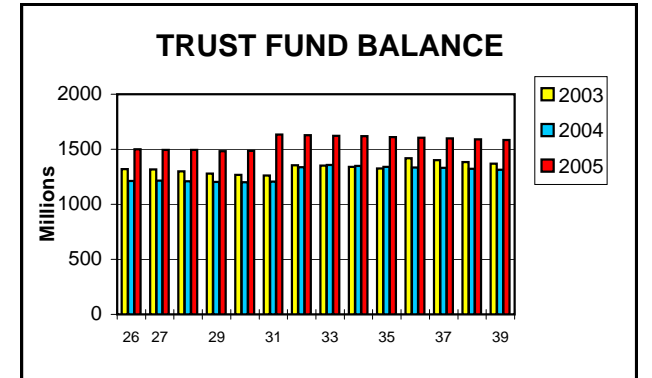
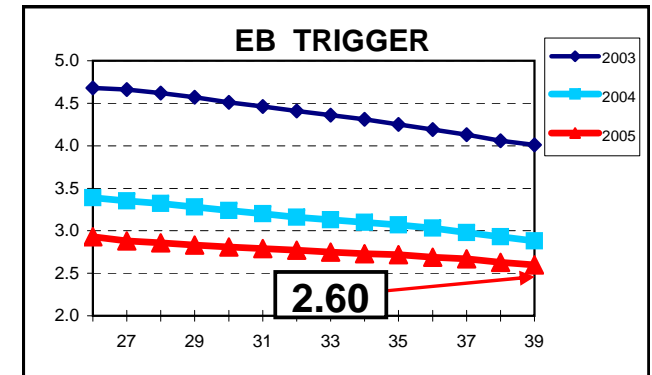
SUD			
Initial Claims	1	1	677
Weeks Claimed	14	12	2,758
Gross Amount of Payments (\$)	3,578	3,250	5,712,327

Cumulative Count started Week 35 - 9/1/2001.

SELF EMPLOYMENT (SEA) MONTHLY			
	Aug 2005	July 2005	Cumulative
Referred	16	16	1,398
Enrolled	15	19	1,196
Completed	9	20	682
Weeks Claimed	363	256	20,842
Gross Amount of Payments (\$)	135,074	95,529	6,487,155

Cumulative Count started 09/95. These are MONTHLY counts.

UI Program Analysis
(503) 947-1711



LAST WEEK September 24, 2005

Week #39 Ending October 01, 2005

	This Week	Last Week	Cumulative
Temporary Extended Unemployment Compensation(TEUC)			
Initial Claims (Excl. Liable)	0	0	170,698
Weeks Claimed (Excl. Liable)	0	0	5,314,509
Gross Amount of Payments (\$)	0	0	640,640,526
Number Exhausting Benefits	0	0	96,357

TEUC-X IUR Trigger (IUR = 4%) "ON" 12/23/2002 - Trigger "OFF" 01/10/2004 FINAL REPORT

Cumulative Count started Week 11 - 3/11/2002.

OAB (Oregon Additional Benefits)			
Initial Claims (Excl. Liable)	0	2	27,272
Weeks Claimed (Excl. Liable)	0	0	103,555
Gross Amount of Payments (\$)	193	0	28,379,711
Number Exhausting Benefits	0	0	9,417

OAB Trigger "OFF" Insured Week 03/27/2004 FINAL REPORT

Program ended 9/26/2003.

OEB (Oregon Emergency Benefits)			
Initial Claims (Excl. Liable)	1	1	17,657
Weeks Claimed (Excl. Liable)	3	9	86,749
Gross Amount of Payments (\$)	1,354	2,225	23,665,069
Number Exhausting Benefits	1	0	10,473

OEB Begins Week 18 - Ends Week 32