

UNEMPLOYMENT INSURANCE STATISTICS

State of Oregon

EMPLOYMENT DEPARTMENT

UI Program Analysis

Rick Hawes

(503) 947-1711

LABOR FORCE DATA		This Month	Last Month	Last Year
		Jan 2006	Dec 2005	Jan 2005
Oregon Civilian Labor Force		1,853,381	1,858,057	1,829,086
Total Number Unemployed		113,861	99,820	130,499
UNEMPLOYMENT RATES (CIVILIAN)				
Total Unemployment: Oregon		6.1	5.4	7.1
National		5.1	4.6	5.7
Seasonally Adjusted: Oregon		5.4	5.7	6.5
National		4.7	4.9	5.2

Week #09 Ending March 4, 2006	THIS WEEK		LAST WEEK		This Month	Last Month	Last Year
	2006	2005	2006	2005	Feb 2006	Jan 2006	Feb 2005
UNEMPLOYMENT RATES							
Insured Unemployment: Oregon	2.64	3.41	2.97	3.49	3.13	3.29	3.71
EB Trigger	3.08	3.52	3.10	3.51			
Adjusted Insured Unemployment	3.77	4.35	3.79	4.34			
National Average TUR +	5.80	7.10	5.80	7.10			
REGULAR CLAIMS (UI, UCFE, UCX)					This Month	Last Month	Last Year
					Feb 2006	Jan 2006	Feb 2005
Initial Claims (Excl. Liable)*	6,030	6,376	5,061	5,566	23,431	36,097	24,636
Oregon - New	2,927	3,349	2,284	2,760	11,701	21,637	12,939
Additional	2,844	2,776	2,516	2,502	10,502	12,992	10,384
Interstate - Agent	259	251	261	304	1,228	1,468	1,313
Interstate - Liable	120	161	111	166	486	733	702
Weeks Claimed (Excl. Liable)*	48,685	53,998	48,684	55,055	200,736	267,454	223,414
Oregon	45,506	50,803	45,965	51,702	188,680	253,506	209,684
Interstate - Agent	3,179	3,195	2,719	3,353	12,056	13,948	13,730
Interstate - Liable	1,605	2,376	1,619	2,446	6,577	8,693	10,028
New Combined Wage Claims	164	178	117	161	644	1,042	747
Non-monetary Determinations & Redeter.	2,489	2,950	2,197	2,334	9,678	10,267	11,053
PAYMENTS: REGULAR BENEFITS							
First Payments	2,191	2,528	2,173	2,445	10,328	20,237	11,525
Checks Issued	46,459	51,819	45,491	51,687	187,498	241,005	211,084
Gross Amount of Payments (\$)*	11,002,847	12,066,476	10,948,803	11,976,435	44,936,683	58,763,877	48,880,262
Average Check Amount (\$)*	236.83	232.86	240.68	231.71	239.66	243.83	231.57
Number Exhausting Benefits	728	855	731	879	3,049	4,440	3,580
TRUST FUND							
Receipts (in Millions) (\$)					INA	INA	INA
Balance (in Millions) (\$)	1,676.52	1,386.38	1,684.23	1,395.25	1,682.66	1,634.22	1,396.20

+ NTUR: Unemployment Compensation Amendment of 1992 specifies that a 2 month average NTUR be used to determine duration levels.

E Business Services Estimate

* Excludes WORKSHARE program

http://www.oregon.gov/EMPLOY/BUDGET/UI/current_reports.shtml

UI Pub 102(02/05/04)

Week #09 Ending March 4, 2006

	This Week	Last Week	Cumulative
EXTENDED BENEFITS (UI, UCFE, UCX)			
Initial Claims (Excl. Liable)	0	0	117
Weeks Claimed (Excl. Liable)	0	0	260
Gross Amount of Payments (\$)	0	0	2,257
Number Exhausting Benefits	0	0	0

Oregon EB TUR Trigger "OFF" 01/10/2004. Alaska "OFF" 06/04/2005

TRADE ADJUSTMENT ACT			
Number of Active Petitions	371	370	371
Initial Claims	32	4	42,151
Weeks Claimed	758	693	2,860,864
Gross Amount of TRA Payments (\$)	233,390	252,890	47,843,344
Number Entered Training	37	5	26,438
Gross Amount of TAA Payments (\$)	191,675	101,424	69,023,438

Cumulative Count started 9/1/85.

WORKSHARE PROGRAM			
Initial Claims	168	45	45,937
Weeks Claimed	674	794	188,591
Gross Amount of Payments (\$)	18,780	52,352	66,720,751

Cumulative Count started 7/18/82.

TRAINING UI (PTT)			
Applications Accepted	25	19	44,327
Approved	20	17	35,365
Weeks Claimed	313	314	2,386,749
Gross Amount of Payments (\$)	77,557	90,662	14,353,105

Cumulative Count started 4/3/83.

SUD			
Initial Claims	1	2	713
Weeks Claimed	30	26	3,199
Gross Amount of Payments (\$)	11,794	9,029	5,872,494

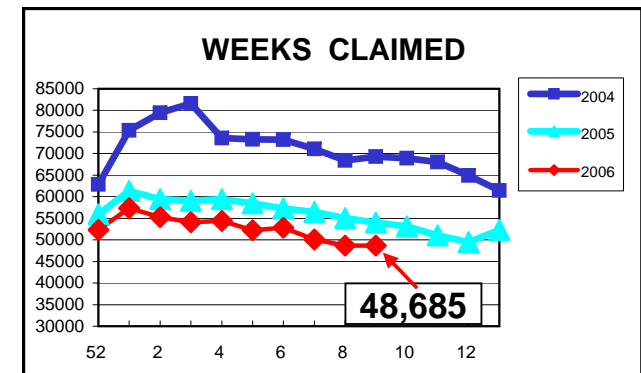
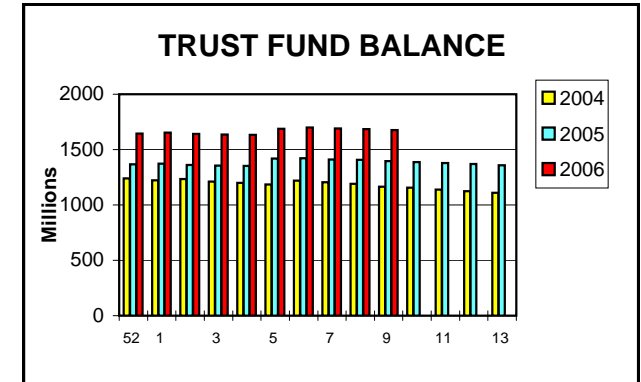
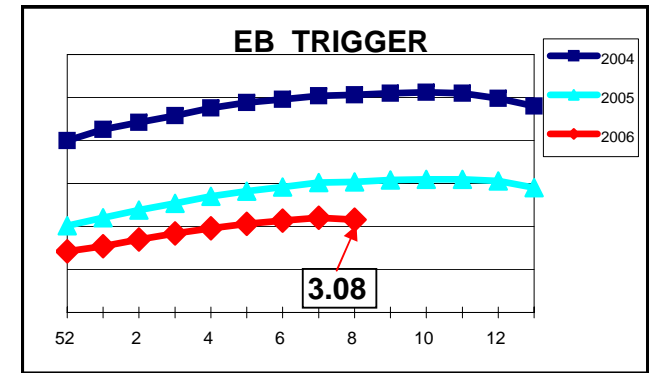
Cumulative Count started Week 35 - 9/1/2001.

OEB (Oregon Emergency Benefits)			
Initial Claims (Excl. Liable)	0	0	17,658
Weeks Claimed (Excl. Liable)	0	1	89,809
Gross Amount of Payments (\$)	564	0	23,675,191
Number Exhausting Benefits	0	0	10,476

OEB Begins Week 18 - Ends Week 32

SELF EMPLOYMENT (SEA) MONTHLY	Feb 2006	Jan 2006	Cumulative
Referred	25	13	1,495
Enrolled	25	13	1,296
Completed	11	5	732
Weeks Claimed	64	234	22,503
Gross Amount of Payments (\$)	24,665	89,112	7,033,873

Cumulative Count started 09/95. These are MONTHLY counts.



LAST WEEK February 25, 2006