

UNEMPLOYMENT INSURANCE STATISTICS

State of Oregon

EMPLOYMENT DEPARTMENT

UI Program Analysis

Rick Hawes

(503) 947-1711

LABOR FORCE DATA	This Month	Last Month	Last Year
	Sep 2006	Aug 2006	Sep 2005
Oregon Civilian Labor Force	1,892,789	1,908,701	1,867,990
Total Number Unemployed	90,938	98,722	100,859
UNEMPLOYMENT RATES (CIVILIAN)			
Total Unemployment: Oregon	4.8	5.2	5.4
National	4.4	4.6	4.8
Seasonally Adjusted: Oregon	5.4	5.5	6.0
National	4.6	4.7	5.1

Week #42 Ending October 21, 2006	THIS WEEK		LAST WEEK		This Month	Last Month	Last Year
	2006	2005	2006	2005	Sep 2006	Aug 2006	Sep 2005
UNEMPLOYMENT RATES							
Insured Unemployment: Oregon	2.07	2.35	2.00	2.33	2.53	1.92	2.26
EB Trigger	2.10	2.46	2.11	2.49			
Adjusted Insured Unemployment	2.67	3.18	2.69	3.00			
National Average TUR +	5.50	6.40	5.50	6.60			
REGULAR CLAIMS (UI, UCFE, UCX)					This Month	Last Month	Last Year
					Sep 2006	Aug 2006	Sep 2005
Initial Claims (Excl. Liable)*	5,904	5,724	5,448	5,574	19,947	21,074	20,308
Oregon - New	3,275	3,077	3,101	2,982	10,695	11,531	10,527
Additional	2,351	2,332	2,072	2,224	8,249	8,387	8,585
Interstate - Agent	278	315	275	368	1,003	1,156	1,196
Interstate - Liable	178	151	122	165	620	644	570
Weeks Claimed (Excl. Liable)*	34,354	37,946	33,302	37,559	135,698	152,312	153,237
Oregon	32,101	35,195	31,732	35,295	127,768	143,513	142,660
Interstate - Agent	2,253	2,751	1,570	2,264	7,930	8,799	10,577
Interstate - Liable	1,419	1,390	1,422	1,424	5,441	5,622	5,742
New Combined Wage Claims	117	169	169	208	458	555	405
Non-monetary Determinations & Redeter.	2,385	2,325	2,418	2,424	10,112	11,351	10,912
PAYMENTS: REGULAR BENEFITS							
First Payments	2,853	2,907	1,562	1,615	7,660	8,036	7,613
Checks Issued	30,585	33,535	29,368	32,861	123,138	138,215	138,979
Gross Amount of Payments (\$)*	7,926,873	8,332,749	7,615,198	8,230,165	31,410,375	34,225,358	34,135,486
Average Check Amount (\$)*	259.18	248.48	259.30	250.45	255.08	247.62	245.62
Number Exhausting Benefits	599	716	879	1,058	2,464	2,847	2,959
TRUST FUND							
Receipts (in Millions) (\$)					INA	INA	INA
Balance (in Millions) (\$)	1,908.60	1,577.19	1,910.35	1,578.13	1,901.70	1,932.15	1,591.01

+ NTUR: Unemployment Compensation Amendment Of 1992 specifies that a 2 month average NTUR be used to determine duration levels.

E Business Services Estimate

* Excludes WORKSHARE program

http://www.oregon.gov/EMPLOY/BUDGET/UI/current_reports.shtml

UI Pub 102(02/05/04)

Week #42 Ending October 21, 2006

	This Week	Last Week	Cumulative
EXTENDED BENEFITS (UI, UCFE, UCX)			
Initial Claims (Excl. Liable)	0	0	117
Weeks Claimed (Excl. Liable)	0	0	260
Gross Amount of Payments (\$)	0	0	5,590
Number Exhausting Benefits	0	0	0

Oregon EB TUR Trigger "OFF" 01/10/2004. Alaska "OFF" 06/04/2005

Misc Additional Benefits			
Initial Claims (Excl. Liable)	0	0	1
Weeks Claimed (Excl. Liable)	0	0	60
Gross Amount of Payments (\$)	891	1,464	12,794
Number Exhausting Benefits	0	0	0

TRADE ADJUSTMENT ACT			
Number of Active Petitions	382	382	382
Initial Claims	23	16	42,976
Weeks Claimed	694	669	2,881,612
Gross Amount of TRA Payments (\$)	255,632	248,934	55,838,105
Number Entered Training	0	5	26,818
Gross Amount of TAA Payments (\$)	118,955	118,096	76,925,913

Cumulative Count started 9/1/85.

WORKSHARE PROGRAM			
Initial Claims	37	276	26,589
Weeks Claimed	442	265	205,388
Gross Amount of Payments (\$)	21,955	24,388	51,126,496

Cumulative Count started 7/18/82.

TRAINING UI (PTT)			
Applications Accepted	22	18	41,179
Approved	20	17	36,032
Weeks Claimed	278	231	2,394,807
Gross Amount of Payments (\$)	77,093	72,715	16,728,665

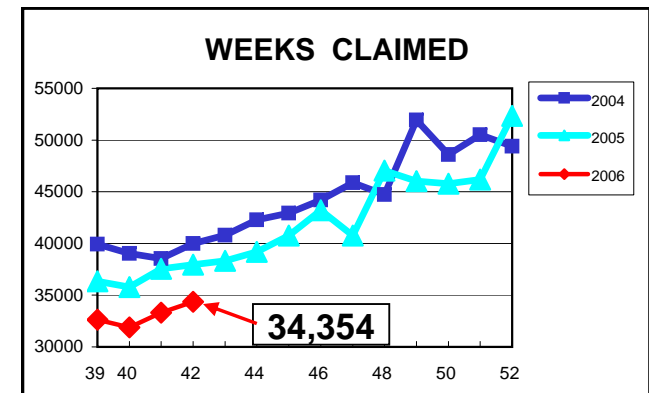
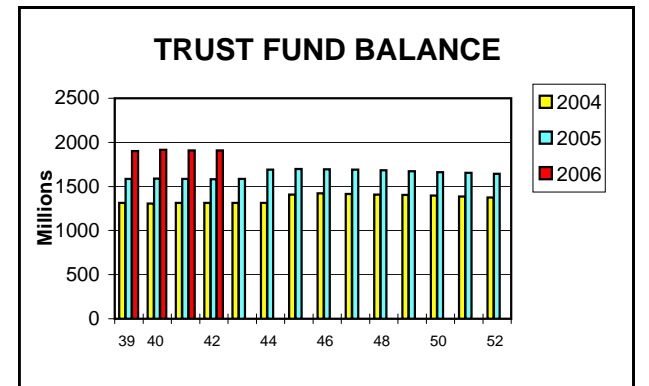
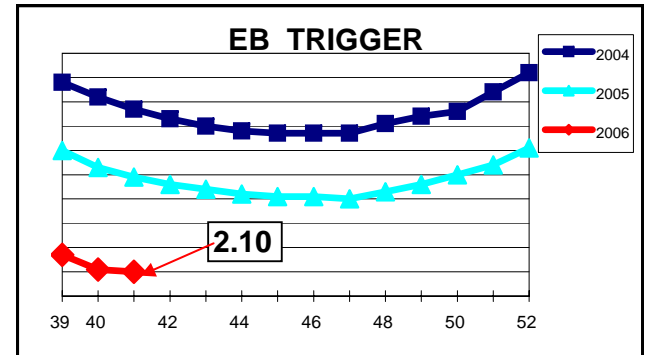
Cumulative Count started 4/3/83.

SUD			
Initial Claims	23	1	782
Weeks Claimed	30	30	3,934
Gross Amount of Payments (\$)	12,283	11,913	6,209,997

Cumulative Count started Week 35 - 9/1/2001.

SELF EMPLOYMENT (SEA) MONTHLY	Sept 2006	August 2006	Cumulative
Referred	18	19	1,621
Enrolled	18	19	1,427
Completed	7	9	787
Weeks Claimed	211	265	25,269
Gross Amount of Payments (\$)	83,147	103,957	8,006,068

Cumulative Count started 09/95. These are MONTHLY counts.



LAST WEEK October 14, 2006