

UNEMPLOYMENT INSURANCE STATISTICS

State of Oregon

EMPLOYMENT DEPARTMENT

UI Program Analysis

Rick Hawes

(503) 947-1711

LABOR FORCE DATA		This Month	Last Month	Last Year
		May 2007	Apr 2007	May 2006
Oregon Civilian Labor Force		1,912,196	1,915,075	1,889,389
Total Number Unemployed		90,662	100,003	96,235
UNEMPLOYMENT RATES (CIVILIAN)				
Total Unemployment	Oregon	4.7	5.2	5.1
	National	4.3	4.3	4.4
Seasonally Adjusted	Oregon	5.0	5.1	5.3
	National	4.5	4.5	4.6

Week #24 Ending June 16, 2007	THIS WEEK		LAST WEEK		This Month	Last Month	Last Year
	2007	2006	2007	2006	May 2007	Apr 2007	May 2006
UNEMPLOYMENT RATES							
Insured Unemployment: Oregon	2.28	2.29	2.31	2.37	2.20	2.47	2.09
EB Trigger	2.52	2.51	2.56	2.56			
Adjusted Insured Unemployment	3.15	3.16	3.16	3.21			
National Average TUR +	5.20	5.50	5.20	5.50			
REGULAR CLAIMS (UI, UCFE, UCX)					This Month	Last Month	Last Year
					May 2007	Apr 2007	May 2006
Initial Claims (Excl. Liable)*	5,444	5,292	5,633	5,663	25,198	27,124	23,580
Oregon - New	2,923	2,667	2,918	3,004	12,516	13,971	11,319
Additional	2,317	2,361	2,541	2,422	11,646	12,167	11,060
Interstate - Agent	204	264	174	237	1,036	986	1,201
Interstate - Liable	164	156	153	194	751	773	582
Weeks Claimed (Excl. Liable)*	38,395	37,394	38,969	38,855	170,535	212,982	190,918
Oregon	36,690	35,391	37,227	36,737	162,314	204,479	181,297
Interstate - Agent	1,705	2,003	1,742	2,118	8,221	8,503	9,621
Interstate - Liable	1,442	1,233	1,425	1,231	6,231	7,652	6,222
New Combined Wage Claims	89	100	116	112	517	656	511
Non-monetary Determinations & Redeter.	2,353	2,350	2,239	2,384	10,295	10,698	11,171
PAYMENTS: REGULAR BENEFITS							
First Payments	1,826	1,977	1,859	2,002	9,343	10,890	9,140
Checks Issued	36,044	34,169	36,727	35,978	160,121	200,293	178,433
Gross Amount of Payments (\$)*	9,414,292	8,419,854	9,609,727	8,858,401	41,500,540	51,278,943	43,610,573
Average Check Amount (\$)*	261.19	246.42	261.65	246.22	259.18	256.02	244.41
Number Exhausting Benefits	754	700	730	761	3,445	3,875	3,961
TRUST FUND							
Receipts (in Millions) (\$)					INA	INA	INA
Balance (in Millions) (\$)	2,058.36	1,795.64	2,065.23	1,803.16	2,074.72	1,934.73	1,810.63

+ NTUR: Unemployment Compensation Amendment of 1992 specifies that a 2 month average NTUR be used to determine duration levels.

http://www.oregon.gov/EMPLOY/BUDGET/UI/current_reports.shtml

* Excludes WORKSHARE program

UI Pub 102(02/05/04)

Week #24 Ending June 16, 2007

	This Week	Last Week	Cumulative
EXTENDED BENEFITS (UI, UCFE, UCX)			
Initial Claims (Excl. Liable)	0	0	117
Weeks Claimed (Excl. Liable)	0	0	261
Gross Amount of Payments (\$)	0	0	5,590
Number Exhausting Benefits	0	0	0

Oregon EB TUR Trigger "OFF" 01/10/2004. Alaska "OFF" 06/04/2005

Misc Additional Benefits			
Initial Claims (Excl. Liable)	0	0	4
Weeks Claimed (Excl. Liable)	2	8	128
Gross Amount of Payments (\$)	0	0	14,457
Number Exhausting Benefits	0	0	0

TRADE ADJUSTMENT ACT			
Number of Active Petitions	393	391	393
Initial Claims	51	32	45,177
Weeks Claimed	545	565	2,875,853
Gross Amount of TRA Payments (\$)	194,217	199,186	65,560,207
Number Entered Training	63	0	27,096
Gross Amount of TAA Payments (\$)	203,895	210,047	81,566,498

Cumulative Count started 9/1/85.

WORKSHARE PROGRAM			
Initial Claims	87	7	28,386
Weeks Claimed	89	156	214,283
Gross Amount of Payments (\$)	7,436	6,471	51,690,491

Cumulative Count started 7/18/82.

TRAINING UI (PTT)			
Applications Accepted	26	34	42,099
Approved	20	30	36,773
Weeks Claimed	296	289	2,394,340
Gross Amount of Payments (\$)	89,951	88,438	20,180,255

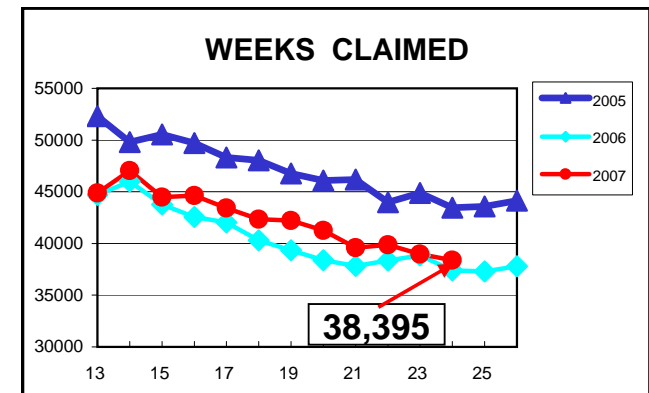
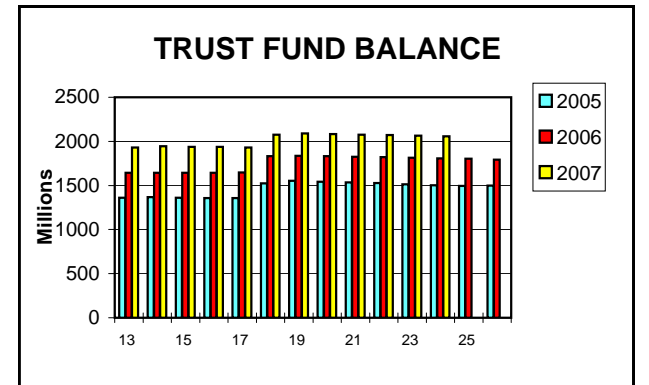
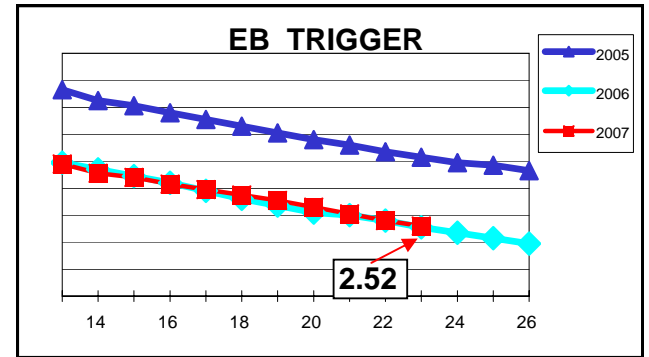
Cumulative Count started 4/3/83.

SUD			
Initial Claims	1	2	836
Weeks Claimed	30	24	4,903
Gross Amount of Payments (\$)	12,634	9,490	6,602,304

Cumulative Count started Week 35 - 9/1/2001.

SELF EMPLOYMENT (SEA) MONTHLY	May 2007	Apr 2007	Cumulative
Referred	41	29	1,833
Enrolled	40	30	1,642
Completed	2	5	810
Weeks Claimed	246	602	25,484
Gross Amount of Payments (\$)	89,362	230,518	9,338,667

Cumulative Count started 09/95. These are MONTHLY counts.



LAST WEEK June 09, 2007