

UNEMPLOYMENT INSURANCE STATISTICS

State of Oregon

EMPLOYMENT DEPARTMENT

UI Program Analysis

Rick Hawes

(503) 947-1711

LABOR FORCE DATA		This Month	Last Month	Last Year
		Nov 2007	Oct 2007	Nov 2006
Oregon Civilian Labor Force		1,959,099	1,941,707	1,915,882
Total Number Unemployed		102,379	96,164	99,001
UNEMPLOYMENT RATES (CIVILIAN)				
Total Unemployment	Oregon	5.2	5.0	5.2
	National	4.5	4.4	4.3
Seasonally Adjusted	Oregon	5.5	5.5	5.4
	National	4.7	4.7	4.5

Week #01 Ending January 5, 2008	THIS WEEK		LAST WEEK		This Month	Last Month	Last Year
	2008	2007	2007	2006	Dec 2007	Nov 2007	Dec 2006
UNEMPLOYMENT RATES							
Insured Unemployment: Oregon	3.95	3.45	3.18	2.95	3.10	3.13	2.96
EB Trigger	2.70	2.53	2.56	2.42			
Adjusted Insured Unemployment	3.27	3.05	3.12	2.93			
National Average TUR +	5.40	5.20	5.40	5.20			
REGULAR CLAIMS (UI, UCFE, UCX)					This Month	Last Month	Last Year
					Dec 2007	Nov 2007	Dec 2006
Initial Claims (Excl. Liable)*	13,130	10,393	13,637	10,729	47,715	35,777	36,900
Oregon - New	6,232	5,461	5,400	4,758	22,946	17,878	18,168
Additional	6,632	4,668	7,951	5,697	23,594	16,807	17,429
Interstate - Agent	266	264	286	274	1,175	1,092	1,303
Interstate - Liable	256	207	225	218	996	839	772
Weeks Claimed (Excl. Liable)*	67,430	57,432	54,500	49,296	255,442	179,106	187,500
Oregon	65,146	55,179	52,338	46,711	245,769	170,210	177,282
Interstate - Agent	2,284	2,253	2,162	2,585	9,673	8,896	10,218
Interstate - Liable	1,971	1,821	1,842	1,712	8,841	6,556	6,883
New Combined Wage Claims	84	162	156	132	755	741	780
Non-monetary Determinations & Redeter.	2,016	1,971	1,695	1,947	9,256	9,644	10,222
PAYMENTS: REGULAR BENEFITS							
First Payments	6,309	4,974	3,501	3,064	18,576	12,594	12,614
Checks Issued	59,703	52,043	49,347	44,084	233,697	161,586	172,093
Gross Amount of Payments (\$)*	16,450,895	13,547,796	13,541,606	11,273,617	63,679,881	43,844,003	43,737,791
Average Check Amount (\$)*	275.55	260.32	274.42	255.73	272.49	271.34	254.15
Number Exhausting Benefits	712	705	737	701	3,404	2,743	2,686
TRUST FUND							
Receipts (in Millions) (\$)					INA	INA	INA
Balance (in Millions) (\$)	2,154.17	1,944.04	2,143.46	1,936.38	2,141.38	2,187.55	1,936.38

+ NTUR: Unemployment Compensation Amendment of 1992 specifies that a 2 month average NTUR be used to determine duration levels.

http://www.oregon.gov/EMPLOY/BUDGET/UI/current_reports.shtml

* Excludes WORKSHARE program

UI Pub 102(02/05/04)

Week #01 Ending January 5, 2008

	This Week	Last Week	Cumulative
EXTENDED BENEFITS (UI, UCFE, UCX)			
Initial Claims (Excl. Liable)	0	0	0
Weeks Claimed (Excl. Liable)	0	0	0
Gross Amount of Payments (\$)	0	0	0
Number Exhausting Benefits	0	0	0

Oregon EB TUR Trigger "OFF" 01/10/2004. Alaska "OFF" 06/04/2005

Misc Additional Benefits			
Initial Claims (Excl. Liable)	0	0	0
Weeks Claimed (Excl. Liable)	0	2	0
Gross Amount of Payments (\$)	0	0	0
Number Exhausting Benefits	0	0	0

TRADE ADJUSTMENT ACT			
Number of Active Petitions	404	404	404
Initial Claims	34	27	46,237
Weeks Claimed	699	644	2,891,717
Gross Amount of TRA Payments (\$)	286,834	264,546	71,250,286
Number Entered Training	9	0	27,603
Gross Amount of TAA Payments (\$)	91,938	56,961	85,170,130

Cumulative Count started 9/1/85.

WORKSHARE PROGRAM			
Initial Claims	20	18	29,856
Weeks Claimed	462	162	222,157
Gross Amount of Payments (\$)	29,384	7,772	52,242,383

Cumulative Count started 7/18/82.

TRAINING UI (PTT)			
Applications Accepted	27	31	43,171
Approved	25	26	40,899
Weeks Claimed	364	358	2,375,995
Gross Amount of Payments (\$)	119,124	117,642	22,893,307

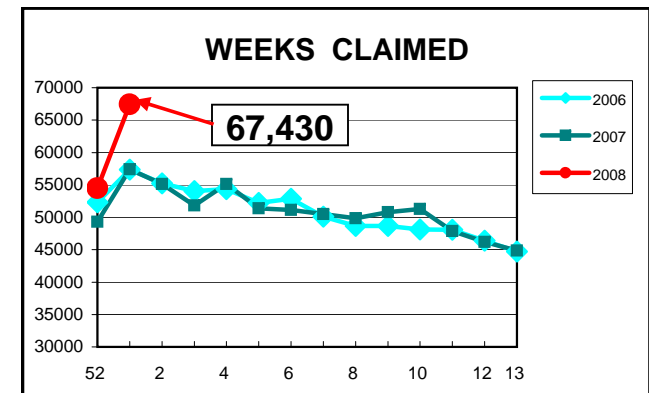
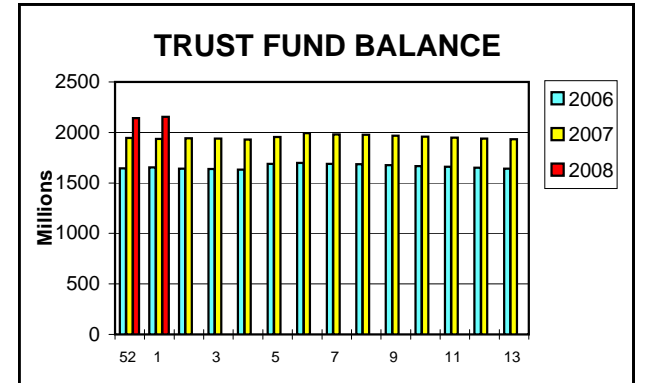
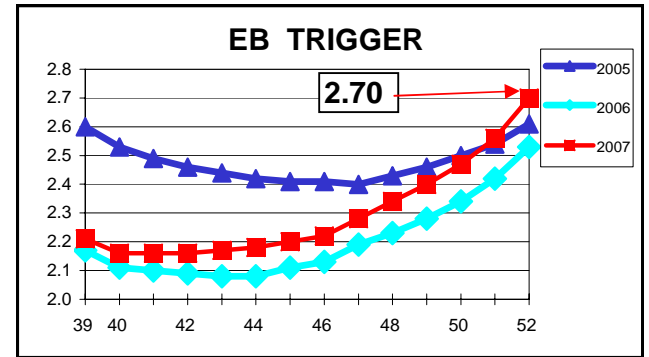
Cumulative Count started 4/3/83.

SUD			
Initial Claims	5	2	907
Weeks Claimed	38	41	56,806
Gross Amount of Payments (\$)	15,980	14,540	6,941,620

Cumulative Count started Week 35 - 9/1/2001.

SELF EMPLOYMENT (SEA) MONTHLY	Dec 2007	Nov 2007	Cumulative
Referred	69	23	2,116
Enrolled	25	22	1,764
Completed	16	3	885
Weeks Claimed	99	407	28,529
Gross Amount of Payments (\$)	43,835	162,204	10,515,395

Cumulative Count started 09/95. These are MONTHLY counts.



Week #01 Ending January 5, 2008

	This Week	Last Week	Cumulative
DISASTER UNEMPLOYMENT ASSISTANCE (DUA)			
Initial Claims	50	14	68
Weeks Claimed	43	26	76
Gross Amount of Payments (\$)	8,118	1,376	9,494
Insured	4,257	1,376	5,633
Self Employed	3,861	0	3,861
Number Exhausting Benefits	0	0	0

Announcement Date 12/12/2007

Cumulative Count started 12/22/2007