

# UNEMPLOYMENT INSURANCE STATISTICS

State of Oregon

EMPLOYMENT DEPARTMENT

UI Program Analysis

Rick Hawes

(503) 947-1711

LABOR FORCE DATA	This Month	Last Month	Last Year
	Dec 2007	Nov 2007	Dec 2006
Oregon Civilian Labor Force	1,945,636	1,959,099	1,903,169
Total Number Unemployed	105,392	102,379	98,218
UNEMPLOYMENT RATES (CIVILIAN)			
Total Unemployment Oregon	5.4	5.2	5.2
National	4.8	4.5	4.3
Seasonally Adjusted Oregon	5.6	5.5	5.4
National	5.0	4.7	4.4

Week #02 Ending January 12, 2008	THIS WEEK		LAST WEEK		This Month	Last Month	Last Year
	2008	2007	2008	2007	Dec 2007	Nov 2007	Dec 2006
<b>UNEMPLOYMENT RATES</b>							
Insured Unemployment: Oregon	3.95	3.52	3.95	3.45	3.10	3.13	2.96
EB Trigger	2.83	2.61	2.70	2.53			
Adjusted Insured Unemployment	3.43	3.27	3.27	3.05			
National Average TUR +	5.40	5.20	5.40	5.20			
<b>REGULAR CLAIMS (UI, UCFE, UCX)</b>					This Month	Last Month	Last Year
Initial Claims (Excl. Liable)*	10,653	9,198	13,130	10,393	47,715	35,777	36,900
Oregon - New	6,981	5,957	6,232	5,461	22,946	17,878	18,168
Additional	3,432	2,989	6,632	4,668	23,594	16,807	17,429
Interstate - Agent	240	252	266	264	1,175	1,092	1,303
Interstate - Liable	256	213	256	207	996	839	772
Weeks Claimed (Excl. Liable)*	67,928	55,134	67,430	57,432	255,442	179,106	187,500
Oregon	65,279	52,303	65,146	55,179	245,769	170,210	177,282
Interstate - Agent	2,649	2,831	2,284	2,253	9,673	8,896	10,218
Interstate - Liable	2,030	1,881	1,971	1,821	8,841	6,556	6,883
New Combined Wage Claims	299	283	84	162	755	741	780
Non-monetary Determinations & Redeter.	2,704	2,612	2,016	1,971	9,256	9,644	10,222
<b>PAYMENTS: REGULAR BENEFITS</b>							
First Payments	6,359	3,886	6,309	4,974	18,576	12,594	12,614
Checks Issued	61,340	48,168	59,703	52,043	233,697	161,586	172,093
Gross Amount of Payments (\$)*	16,765,996	12,560,221	16,450,895	13,547,796	63,679,881	43,844,003	43,737,791
Average Check Amount (\$)*	273.33	260.76	275.55	260.32	272.49	271.34	254.15
Number Exhausting Benefits	1,041	944	712	705	3,404	2,743	2,686
<b>TRUST FUND</b>							
Receipts (in Millions) (\$)					INA	INA	INA
Balance (in Millions) (\$)	2,139.98	1,934.52	2,154.17	1,944.04	2,141.38	2,187.55	1,936.38

+ NTUR: Unemployment Compensation Amendment of 1992 specifies that a 2 month average NTUR be used to determine duration levels.

[http://www.oregon.gov/EMPLOY/BUDGET/UI/current\\_reports.shtml](http://www.oregon.gov/EMPLOY/BUDGET/UI/current_reports.shtml)

\* Excludes WORKSHARE program

UI Pub 102(02/05/04)

**Week #02 Ending January 12, 2008**

	This Week	Last Week	Cumulative
<b>EXTENDED BENEFITS (UI, UCFE, UCX)</b>			
Initial Claims (Excl. Liable)	0	0	0
Weeks Claimed (Excl. Liable)	0	0	0
Gross Amount of Payments (\$)	0	0	0
Number Exhausting Benefits	0	0	0

Oregon EB TUR Trigger "OFF" 01/10/2004. Alaska "OFF" 06/04/2005

<b>Misc Additional Benefits</b>			
Initial Claims (Excl. Liable)	0	0	0
Weeks Claimed (Excl. Liable)	0	0	0
Gross Amount of Payments (\$)	0	0	0
Number Exhausting Benefits	0	0	0

Cumulative Count started 01/01/2008.

<b>TRADE ADJUSTMENT ACT</b>			
Number of Active Petitions	404	404	404
Initial Claims	40	34	46,277
Weeks Claimed	698	699	2,892,415
Gross Amount of TRA Payments (\$)	283,734	286,834	71,534,020
Number Entered Training	24	9	27,627
Gross Amount of TAA Payments (\$)	46,993	91,938	85,217,123

Cumulative Count started 9/1/85.

<b>WORKSHARE PROGRAM</b>			
Initial Claims	6	20	29,862
Weeks Claimed	325	462	222,482
Gross Amount of Payments (\$)	25,154	29,384	52,267,537

Cumulative Count started 7/18/82.

<b>TRAINING UI (PTT)</b>			
Applications Accepted	71	27	43,242
Approved	69	25	40,968
Weeks Claimed	279	364	2,376,274
Gross Amount of Payments (\$)	112,254	119,124	23,005,561

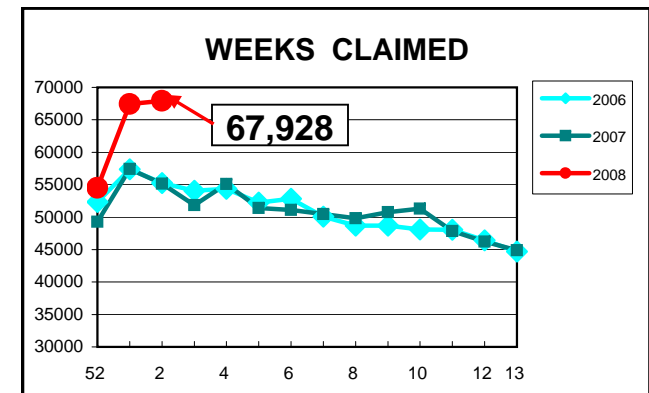
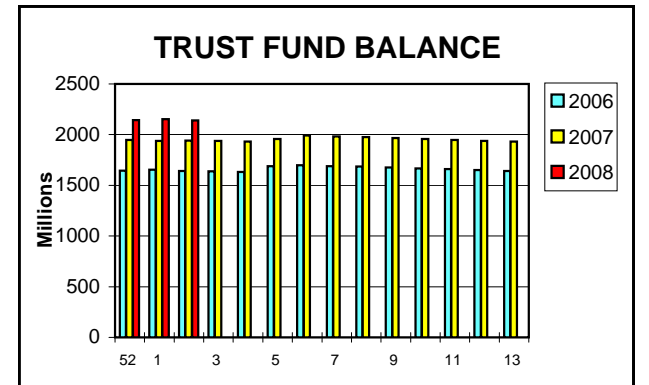
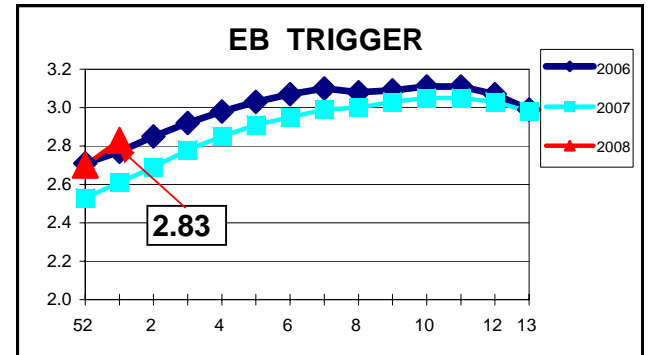
Cumulative Count started 4/3/83.

<b>SUD</b>			
Initial Claims	3	5	910
Weeks Claimed	37	38	58,843
Gross Amount of Payments (\$)	13,383	15,980	6,955,003

Cumulative Count started Week 35 - 9/1/2001.

<b>SELF EMPLOYMENT (SEA) MONTHLY</b>	Dec 2007	Nov 2007	Cumulative
Referred	69	23	2,116
Enrolled	25	22	1,764
Completed	16	3	885
<b>Weeks Claimed</b>	<b>201</b>	<b>407</b>	<b>28,631</b>
<b>Gross Amount of Payments (\$)</b>	<b>86,078</b>	<b>162,204</b>	<b>10,557,638</b>

Cumulative Count started 09/95. These are MONTHLY counts.



**Week #02 Ending January 12, 2008**

	<b>This Week</b>	<b>Last Week</b>	<b>Cumulative</b>
<b>DISASTER UNEMPLOYMENT ASSISTANCE (DUA)</b>			
Initial Claims	28	50	96
Weeks Claimed	49	43	125
Gross Amount of Payments (\$)	<b>11,771</b>	<b>8,118</b>	<b>21,265</b>
Insured	7,597	4,257	13,230
Self Employed	4,174	3,861	8,035
Number Exhausting Benefits	0	0	0

Announcement Date 12/12/2007

Cumulative Count started 12/22/2007