

UNEMPLOYMENT INSURANCE STATISTICS

State of Oregon

EMPLOYMENT DEPARTMENT

UI Program Analysis

Rick Hawes

(503) 947-1711

LABOR FORCE DATA		This Month	Last Month	Last Year
		Dec 2007	Nov 2007	Dec 2006
Oregon Civilian Labor Force		1,945,636	1,959,099	1,903,169
Total Number Unemployed		105,392	102,379	98,218
UNEMPLOYMENT RATES (CIVILIAN)				
Total Unemployment	Oregon	5.4	5.2	5.2
	National	4.8	4.5	4.3
Seasonally Adjusted	Oregon	5.6	5.5	5.4
	National	5.0	4.7	4.4

Week #05 Ending February 02, 2008	THIS WEEK		LAST WEEK		This Month	Last Month	Last Year
	2008	2007	2008	2007	Dec 2007	Nov 2007	Dec 2006
UNEMPLOYMENT RATES							
Insured Unemployment: Oregon	3.58	3.28	3.41	3.52	3.10	3.13	2.96
EB Trigger	3.12	2.85	3.02	2.78			
Adjusted Insured Unemployment	3.72	3.38	3.62	3.31			
National Average TUR +	5.50	5.20	5.50	5.20			
REGULAR CLAIMS (UI, UCFE, UCX)					This Month	Last Month	Last Year
Initial Claims (Excl. Liable)*	11,130	6,961	7,959	8,063	Jan 2008	Dec 2007	Jan 2007
Oregon - New	5,400	3,779	4,415	4,459	44,696	47,715	39,771
Additional	5,483	2,884	3,258	3,370	26,094	22,946	22,191
Interstate - Agent	247	298	286	234	17,177	23,594	16,214
Interstate - Liable	230	166	184	207	1,425	1,175	1,366
Weeks Claimed (Excl. Liable)*	61,663	51,407	58,663	55,117	1,044	996	866
Oregon	58,997	49,037	56,275	52,212	264,222	255,442	267,710
Interstate - Agent	2,666	2,370	2,388	2,905	252,939	245,769	256,203
Interstate - Liable	1,967	1,806	1,934	1,843	11,283	9,673	11,507
New Combined Wage Claims	229	223	212	239	8,207	8,841	9,083
Non-monetary Determinations & Redeter.	2,823	1,690	2,217	2,955	1,069	755	1,028
PAYMENTS: REGULAR BENEFITS							
First Payments	4,044	3,496	4,021	4,134	22,349	18,576	21,263
Checks Issued	57,583	48,679	54,537	50,716	241,057	233,697	243,350
Gross Amount of Payments (\$)*	15,452,259	12,291,257	14,496,460	12,899,111	65,127,087	63,679,881	62,598,214
Average Check Amount (\$)*	268.35	252.50	265.81	254.34	270.17	272.49	257.24
Number Exhausting Benefits	753	707	748	727	3,407	3,404	3,828
TRUST FUND							
Receipts (in Millions) (\$)					INA	INA	INA
Balance (in Millions) (\$)	2,066.38	1,974.24	2,118.54	1,920.19	2,112.54	2,141.38	1,920.50

+ NTUR: Unemployment Compensation Amendment of 1992 specifies that a 2 month average NTUR be used to determine duration levels.

http://www.oregon.gov/EMPLOY/BUDGET/UI/current_reports.shtml

* Excludes WORKSHARE program

UI Pub 102(02/05/04)

Week #05 Ending February 02, 2008

	This Week	Last Week	Cumulative
EXTENDED BENEFITS (UI, UCFE, UCX)			
Initial Claims (Excl. Liable)	0	0	0
Weeks Claimed (Excl. Liable)	0	0	0
Gross Amount of Payments (\$)	0	0	0
Number Exhausting Benefits	0	0	0

Oregon EB TUR Trigger "OFF" 01/10/2004. Alaska "OFF" 06/04/2005

Misc Additional Benefits			
Initial Claims (Excl. Liable)	0	0	0
Weeks Claimed (Excl. Liable)	0	0	2
Gross Amount of Payments (\$)	0	0	0
Number Exhausting Benefits	0	0	0

Cumulative Count started 01/01/2008.

TRADE ADJUSTMENT ACT			
Number of Active Petitions	404	404	404
Initial Claims	75	27	46,409
Weeks Claimed	677	694	2,894,483
Gross Amount of TRA Payments (\$)	284,511	289,703	72,395,743
Number Entered Training	10	0	27,644
Gross Amount of TAA Payments (\$)	168,561	87,211	85,676,534

Cumulative Count started 9/1/85.

WORKSHARE PROGRAM			
Initial Claims	84	113	30,140
Weeks Claimed	485	373	223,710
Gross Amount of Payments (\$)	23,162	27,209	52,340,524

Cumulative Count started 7/18/82.

TRAINING UI (PTT)			
Applications Accepted	44	36	43,373
Approved	37	30	41,081
Weeks Claimed	466	465	2,377,618
Gross Amount of Payments (\$)	147,314	146,096	23,429,858

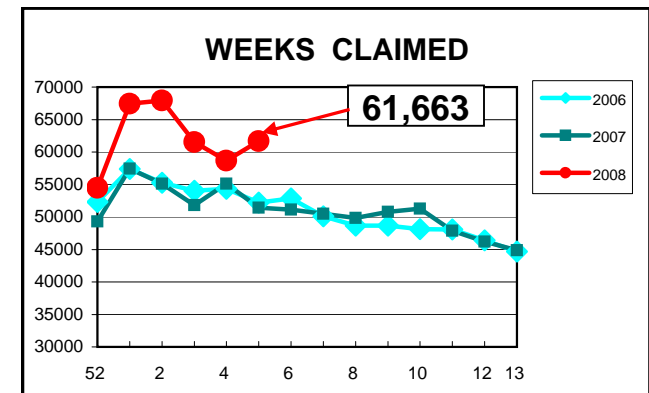
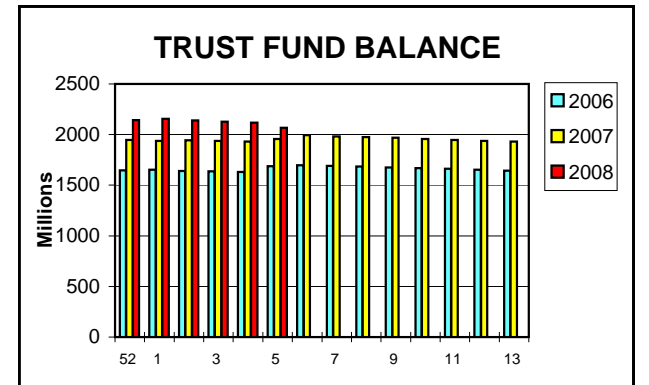
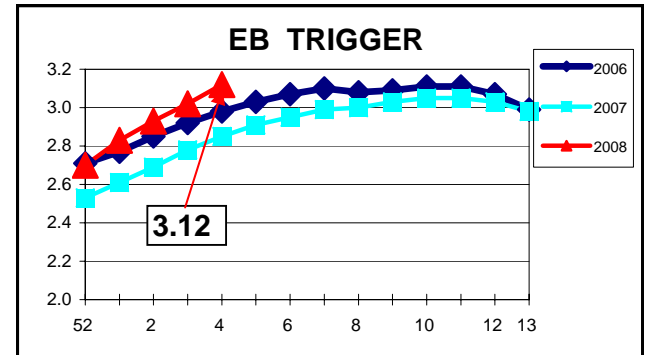
Cumulative Count started 4/3/83.

SUD			
Initial Claims	10	6	933
Weeks Claimed	50	43	5,981
Gross Amount of Payments (\$)	19,808	17,817	7,011,090

Cumulative Count started Week 35 - 9/1/2001.

SELF EMPLOYMENT (SEA) MONTHLY	Dec 2007	Nov 2007	Cumulative
Referred	69	23	2,116
Enrolled	25	22	1,764
Completed	16	3	885
Weeks Claimed	524	407	28,952
Gross Amount of Payments (\$)	125,551	162,204	10,660,485

Cumulative Count started 09/95. These are MONTHLY counts.



Week #05 Ending February 02, 2008

	This Week	Last Week	Cumulative
DISASTER UNEMPLOYMENT ASSISTANCE (DUA)			
Initial Claims	16	58	170
Weeks Claimed	81	102	308
Gross Amount of Payments (\$)	13,702	20,608	79,894
Insured	9,801	15,030	55,019
Self Employed	3,901	5,578	24,875
Number Exhausting Benefits	0	0	0

Announcement Date 12/12/2007

Cumulative Count started 12/22/2007