

UNEMPLOYMENT INSURANCE STATISTICS

State of Oregon

EMPLOYMENT DEPARTMENT

UI Program Analysis

Rick Hawes

(503) 947-1711

LABOR FORCE DATA		This Month	Last Month	Last Year
		Dec 2007	Nov 2007	Dec 2006
Oregon Civilian Labor Force		1,945,636	1,959,099	1,903,169
Total Number Unemployed		105,392	102,379	98,218
UNEMPLOYMENT RATES (CIVILIAN)				
Total Unemployment	Oregon	5.4	5.2	5.2
	National	4.8	4.5	4.3
Seasonally Adjusted	Oregon	5.6	5.5	5.4
	National	5.0	4.7	4.4

Week #06 Ending February 09, 2008	THIS WEEK		LAST WEEK		This Month	Last Month	Last Year
	2008	2007	2008	2007	Jan 2008	Dec 2007	Jan 2007
UNEMPLOYMENT RATES							
Insured Unemployment: Oregon	4.20	3.26	3.58	3.28	4.37	3.10	2.96
EB Trigger	3.23	2.91	3.12	2.85			
Adjusted Insured Unemployment	3.80	3.47	3.72	3.38			
National Average TUR +	5.50	5.20	5.50	5.20			
REGULAR CLAIMS (UI, UCFE, UCX)					This Month	Last Month	Last Year
Initial Claims (Excl. Liable)*	10,534	6,961	11,130	6,961	Jan 2008	Dec 2007	Jan 2007
Oregon - New	5,119	3,571	5,400	3,779	44,696	47,715	39,771
Additional	5,154	3,174	5,483	2,884	26,094	22,946	22,191
Interstate - Agent	261	216	247	298	17,177	23,594	16,214
Interstate - Liable	213	158	230	166	1,425	1,175	1,366
Weeks Claimed (Excl. Liable)*	66,064	51,120	61,663	51,407	1,044	996	866
Oregon	63,696	48,677	58,997	49,037	264,222	255,442	267,710
Interstate - Agent	2,368	2,443	2,666	2,370	252,939	245,769	256,203
Interstate - Liable	1,963	1,733	1,967	1,806	11,283	9,673	11,507
New Combined Wage Claims	188	171	229	223	8,207	8,841	9,083
Non-monetary Determinations & Redeter.	2,803	2,675	2,823	1,690	1,069	755	1,028
PAYMENTS: REGULAR BENEFITS					11,630	9,256	10,039
First Payments	4,298	2,853	4,044	3,496			
Checks Issued	61,702	48,606	57,583	48,679	22,349	18,576	21,263
Gross Amount of Payments (\$)*	16,825,408	12,169,446	15,452,259	12,291,257	241,057	233,697	243,350
Average Check Amount (\$)*	272.69	250.37	268.35	252.50	65,127,087	63,679,881	62,598,214
Number Exhausting Benefits	839	743	753	707	270.17	272.49	257.24
TRUST FUND					3,407	3,404	3,828
Receipts (in Millions) (\$)					INA	INA	INA
Balance (in Millions) (\$)	2,163.37	1,983.18	2,066.38	1,974.24	2,112.54	2,141.38	1,920.50

+ NTUR: Unemployment Compensation Amendment of 1992 specifies that a 2 month average NTUR be used to determine duration levels.

http://www.oregon.gov/EMPLOY/BUDGET/UI/current_reports.shtml

* Excludes WORKSHARE program

UI Pub 102(02/05/04)

Week #06 Ending February 09, 2008

	This Week	Last Week	Cumulative
EXTENDED BENEFITS (UI, UCFE, UCX)			
Initial Claims (Excl. Liable)	0	0	0
Weeks Claimed (Excl. Liable)	0	0	0
Gross Amount of Payments (\$)	0	0	0
Number Exhausting Benefits	0	0	0

Oregon EB TUR Trigger "OFF" 01/10/2004. Alaska "OFF" 06/04/2005

Misc Additional Benefits			
Initial Claims (Excl. Liable)	0	0	0
Weeks Claimed (Excl. Liable)	3	0	5
Gross Amount of Payments (\$)	0	0	0
Number Exhausting Benefits	0	0	0

Cumulative Count started 01/01/2008.

TRADE ADJUSTMENT ACT			
Number of Active Petitions	405	404	405
Initial Claims	45	75	46,454
Weeks Claimed	693	677	2,895,176
Gross Amount of TRA Payments (\$)	290,156	284,511	72,685,899
Number Entered Training	1	10	27,644
Gross Amount of TAA Payments (\$)	90,780	168,561	85,767,314

Cumulative Count started 9/1/85.

WORKSHARE PROGRAM			
Initial Claims	108	84	30,248
Weeks Claimed	462	485	224,172
Gross Amount of Payments (\$)	34,811	23,162	52,375,335

Cumulative Count started 7/18/82.

TRAINING UI (PTT)			
Applications Accepted	52	44	43,425
Approved	36	37	41,117
Weeks Claimed	475	466	2,378,093
Gross Amount of Payments (\$)	153,448	147,314	23,583,306

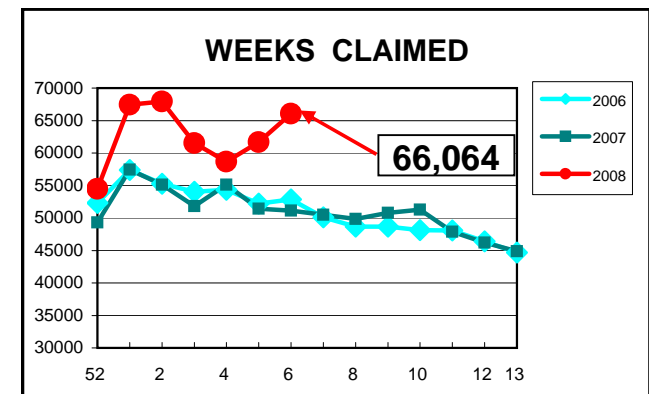
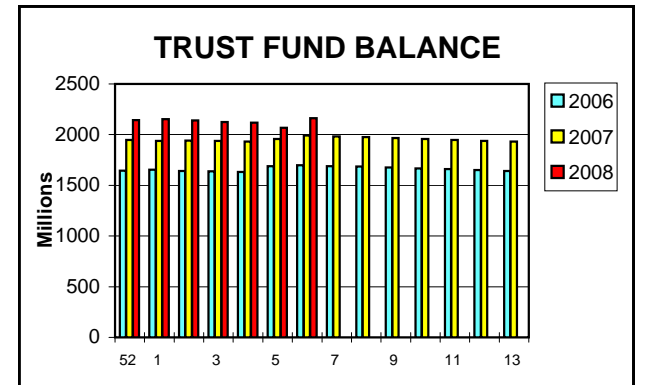
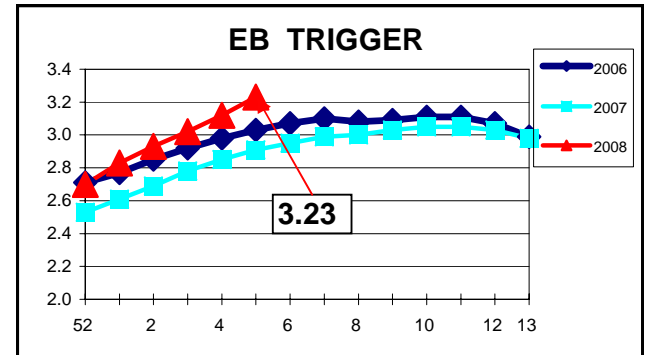
Cumulative Count started 4/3/83.

SUD			
Initial Claims	21	10	954
Weeks Claimed	59	50	6,040
Gross Amount of Payments (\$)	24,646	19,808	7,035,736

Cumulative Count started Week 35 - 9/1/2001.

SELF EMPLOYMENT (SEA) MONTHLY	Jan 08	Dec 2007	Cumulative
Referred	88	69	2,204
Enrolled	28	25	1,792
Completed	26	16	911
Weeks Claimed	104	524	29,056
Gross Amount of Payments (\$)	40,955	125,551	10,701,440

Cumulative Count started 09/95. These are MONTHLY counts.



Week #06 Ending February 09, 2008

	This Week	Last Week	Cumulative
DISASTER UNEMPLOYMENT ASSISTANCE (DUA)			
Initial Claims	7	16	177
Weeks Claimed	25	81	333
Gross Amount of Payments (\$)	4,938	13,702	84,832
Insured	2,813	9,801	57,832
Self Employed	2,125	3,901	27,000
Number Exhausting Benefits	0	0	0

Announcement Date 12/12/2007

Cumulative Count started 12/22/2007