

# UNEMPLOYMENT INSURANCE STATISTICS

State of Oregon

EMPLOYMENT DEPARTMENT

UI Program Analysis

Rick Hawes

(503) 947-1711

| LABOR FORCE DATA              | This Month | Last Month | Last Year |
|-------------------------------|------------|------------|-----------|
|                               | Dec 2007   | Nov 2007   | Dec 2006  |
| Oregon Civilian Labor Force   | 1,945,636  | 1,959,099  | 1,903,169 |
| Total Number Unemployed       | 105,392    | 102,379    | 98,218    |
| UNEMPLOYMENT RATES (CIVILIAN) |            |            |           |
| Total Unemployment Oregon     | 5.4        | 5.2        | 5.2       |
| National                      | 4.8        | 4.5        | 4.3       |
| Seasonally Adjusted Oregon    | 5.6        | 5.5        | 5.4       |
| National                      | 5.0        | 4.7        | 4.4       |

| Week #07 Ending February 16, 2008                 | THIS WEEK     |               | LAST WEEK     |               | This Month     | Last Month     | Last Year      |
|---|---------------|---------------|---------------|---------------|----------------|----------------|----------------|
|   | 2008          | 2007          | 2008          | 2007          | Jan 2008       | Dec 2007       | Jan 2007       |
| <b>UNEMPLOYMENT RATES</b>                         |               |               |               |               |                |                |                |
| Insured Unemployment: Oregon                      | 3.71          | 3.23          | 4.20          | 3.26          | 4.37           | 3.10           | 2.96           |
| EB Trigger  | 3.33          | 2.95          | 3.23          | 2.91          |                |                |                |
| Adjusted Insured Unemployment                     | 3.90          | 3.51          | 3.80          | 3.47          |                |                |                |
| National Average TUR +                            | 5.50          | 5.20          | 5.50          | 5.20          |                |                |                |
| <b>REGULAR CLAIMS (UI, UCFE, UCX)</b>             |               |               |               |               | This Month     | Last Month     | Last Year      |
|   |               |               |               |               | Jan 2008       | Dec 2007       | Jan 2007       |
| <b>Initial Claims (Excl. Liable)*</b>             | <b>7,506</b>  | <b>6,101</b>  | <b>10,534</b> | <b>6,961</b>  | <b>44,696</b>  | <b>47,715</b>  | <b>39,771</b>  |
| Oregon - New                                      | 3,855         | 2,958         | 5,119         | 3,571         | 26,094         | 22,946         | 22,191         |
| Additional  | 3,383         | 2,898         | 5,154         | 3,174         | 17,177         | 23,594         | 16,214         |
| Interstate - Agent                                | 268           | 245           | 261           | 216           | 1,425          | 1,175          | 1,366          |
| Interstate - Liable                               | 181           | 140           | 213           | 158           | 1,044          | 996            | 866            |
| <b>Weeks Claimed (Excl. Liable)*</b>              | <b>63,718</b> | <b>50,489</b> | <b>66,064</b> | <b>51,120</b> | <b>264,222</b> | <b>255,442</b> | <b>267,710</b> |
| Oregon  | 61,203        | 48,185        | 63,696        | 48,677        | 252,939        | 245,769        | 256,203        |
| Interstate - Agent                                | 2,515         | 2,304         | 2,368         | 2,443         | 11,283         | 9,673          | 11,507         |
| Interstate - Liable                               | 1,963         | 1,741         | 1,963         | 1,733         | 8,207          | 8,841          | 9,083          |
| <b>New Combined Wage Claims</b>                   | <b>173</b>    | <b>123</b>    | <b>188</b>    | <b>171</b>    | <b>1,069</b>   | <b>755</b>     | <b>1,028</b>   |
| <b>Non-monetary Determinations &amp; Redeter.</b> | <b>2,879</b>  | <b>2,654</b>  | <b>2,803</b>  | <b>2,675</b>  | <b>11,630</b>  | <b>9,256</b>   | <b>10,039</b>  |
| <b>PAYMENTS: REGULAR BENEFITS</b>                 |               |               |               |               |                |                |                |
| First Payments                                    | 3,895         | 2,900         | 4,298         | 2,853         | 22,349         | 18,576         | 21,263         |
| Checks Issued                                     | 60,128        | 47,450        | 61,702        | 48,606        | 241,057        | 233,697        | 243,350        |
| Gross Amount of Payments (\$)*                    | 16,274,178    | 11,966,973    | 16,825,408    | 12,169,446    | 65,127,087     | 63,679,881     | 62,598,214     |
| Average Check Amount (\$)*                        | 270.66        | 252.20        | 272.69        | 250.37        | 270.17         | 272.49         | 257.24         |
| Number Exhausting Benefits                        | 792           | 711           | 839           | 743           | 3,407          | 3,404          | 3,828          |
| <b>TRUST FUND</b>                                 |               |               |               |               |                |                |                |
| Receipts (in Millions) (\$)                       |               |               |               |               | INA            | INA            | INA            |
| Balance (in Millions) (\$)                        | 2,148.23      | 1,974.88      | 2,163.37      | 1,983.18      | 2,112.54       | 2,141.38       | 1,920.50       |

+ NTUR: Unemployment Compensation Amendment of 1992 specifies that a 2 month average NTUR be used to determine duration levels.

[http://www.oregon.gov/EMPLOY/BUDGET/UI/current\\_reports.shtml](http://www.oregon.gov/EMPLOY/BUDGET/UI/current_reports.shtml)

\* Excludes WORKSHARE program

UI Pub 102(02/05/04)

**Week #07 Ending February 16, 2008**

|  | This Week | Last Week | Cumulative |
|--|-----------|-----------|------------|
| <b>EXTENDED BENEFITS (UI, UCFE, UCX)</b> |           |           |            |
| Initial Claims (Excl. Liable)            | 0         | 0         | 0          |
| Weeks Claimed (Excl. Liable)             | 0         | 0         | 0          |
| Gross Amount of Payments (\$)            | 0         | 0         | 0          |
| Number Exhausting Benefits               | 0         | 0         | 0          |

Oregon EB TUR Trigger "OFF" 01/10/2004. Alaska "OFF" 06/04/2005

| <b>Misc Additional Benefits</b> |   |   |   |
|---------------------------------|---|---|---|
| Initial Claims (Excl. Liable)   | 0 | 0 | 0 |
| Weeks Claimed (Excl. Liable)    | 1 | 3 | 6 |
| Gross Amount of Payments (\$)   | 0 | 0 | 0 |
| Number Exhausting Benefits      | 0 | 0 | 0 |

Cumulative Count started 01/01/2008.

| <b>TRADE ADJUSTMENT ACT</b>       |         |         |            |
|-----------------------------------|---------|---------|------------|
| Number of Active Petitions        | 406     | 405     | 406        |
| Initial Claims                    | 30      | 45      | 46,484     |
| Weeks Claimed                     | 683     | 693     | 2,895,859  |
| Gross Amount of TRA Payments (\$) | 285,448 | 290,156 | 72,971,347 |
| Number Entered Training           | 35      | 1       | 27,679     |
| Gross Amount of TAA Payments (\$) | 142,471 | 90,780  | 85,909,785 |

Cumulative Count started 9/1/85.

| <b>WORKSHARE PROGRAM</b>      |        |        |            |
|-------------------------------|--------|--------|------------|
| Initial Claims                | 39     | 108    | 30,287     |
| Weeks Claimed                 | 334    | 462    | 224,506    |
| Gross Amount of Payments (\$) | 21,687 | 34,811 | 52,397,022 |

Cumulative Count started 7/18/82.

| <b>TRAINING UI (PTT)</b>      |         |         |            |
|-------------------------------|---------|---------|------------|
| Applications Accepted         | 31      | 52      | 43,456     |
| Approved                      | 27      | 36      | 41,144     |
| Weeks Claimed                 | 434     | 475     | 2,387,527  |
| Gross Amount of Payments (\$) | 135,090 | 153,448 | 23,718,396 |

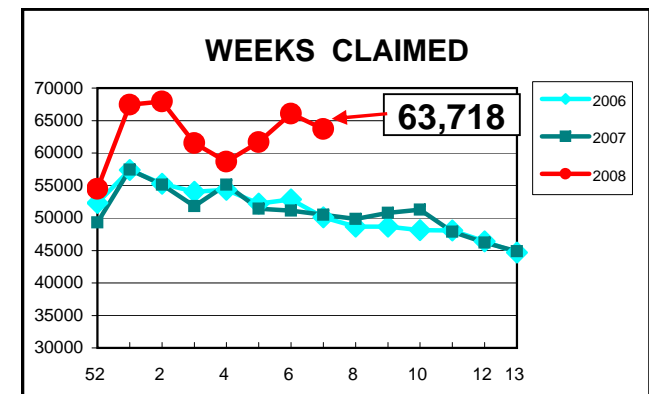
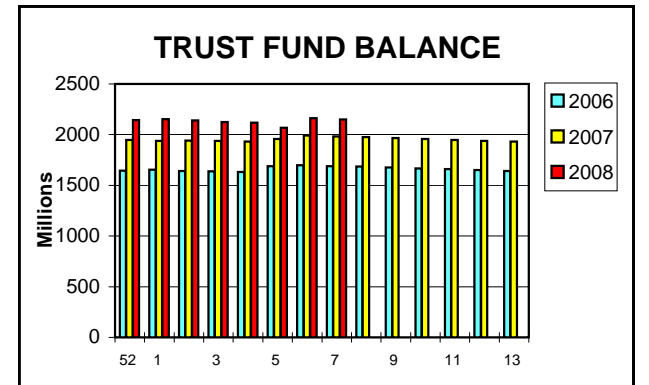
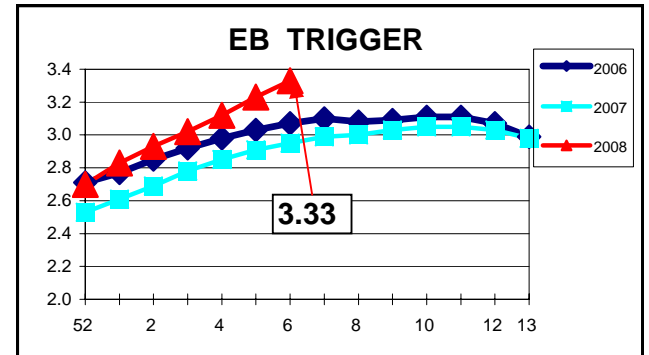
Cumulative Count started 4/3/83.

| <b>SUD</b>                    |        |        |           |
|-------------------------------|--------|--------|-----------|
| Initial Claims                | 23     | 21     | 977       |
| Weeks Claimed                 | 79     | 59     | 6,119     |
| Gross Amount of Payments (\$) | 29,221 | 24,646 | 7,064,957 |

Cumulative Count started Week 35 - 9/1/2001.

| <b>SELF EMPLOYMENT (SEA) MONTHLY</b> | Jan 08        | Dec 2007       | Cumulative        |
|--------------------------------------|---------------|----------------|-------------------|
| Referred                             | 88            | 69             | 2,204             |
| Enrolled                             | 28            | 25             | 1,792             |
| Completed                            | 26            | 16             | 911               |
| <b>Weeks Claimed</b>                 | <b>217</b>    | <b>524</b>     | <b>29,169</b>     |
| <b>Gross Amount of Payments (\$)</b> | <b>82,897</b> | <b>125,551</b> | <b>10,743,382</b> |

Cumulative Count started 09/95. These are MONTHLY counts.



**Week #07 Ending February 16, 2008**

|   | <b>This Week</b> | <b>Last Week</b> | <b>Cumulative</b> |
|---|------------------|------------------|-------------------|
| <b>DISASTER UNEMPLOYMENT ASSISTANCE (DUA)</b> |                  |                  |                   |
| Initial Claims                                | 13               | 7                | 177               |
| Weeks Claimed                                 | 5                | 25               | 333               |
| Gross Amount of Payments (\$)                 | <b>12,951</b>    | <b>4,938</b>     | <b>84,832</b>     |
| Insured                                       | 5,920            | 2,813            | 57,832            |
| Self Employed                                 | 7,031            | 2,125            | 27,000            |
| Number Exhausting Benefits                    | 0                | 0                | 0                 |

Announcement Date 12/12/2007

Cumulative Count started 12/22/2007