

UNEMPLOYMENT INSURANCE STATISTICS

State of Oregon

EMPLOYMENT DEPARTMENT

UI Program Analysis

Rick Hawes

(503) 947-1711

LABOR FORCE DATA		This Month	Last Month	Last Year
		Jan 2008	Dec 2007	Jan 2007
Oregon Civilian Labor Force		1,933,527	1,933,357	1,906,978
Total Number Unemployed		121,582	104,853	112,187
UNEMPLOYMENT RATES (CIVILIAN)				
Total Unemployment	Oregon	6.3	5.4	5.9
	National	5.4	4.8	5.0
Seasonally Adjusted	Oregon	5.5	5.4	5.1
	National	4.9	5.0	4.6

Week #09 Ending March 01, 2008	THIS WEEK		LAST WEEK		This Month	Last Month	Last Year
	2008	2007	2008	2007	Jan 2008	Dec 2007	Jan 2007
UNEMPLOYMENT RATES							
Insured Unemployment: Oregon	3.52	3.02	3.50	2.96	4.37	3.10	2.96
EB Trigger	3.45	3.00	3.41	2.99			
Adjusted Insured Unemployment	4.01	3.56	3.98	3.55			
National Average TUR +	5.50	5.20	5.50	5.20			
REGULAR CLAIMS (UI, UCFE, UCX)					This Month	Last Month	Last Year
Initial Claims (Excl. Liable)*	7,773	7,551	7,295	6,223	44,696	47,715	39,771
Oregon - New	3,656	3,644	3,695	2,985	26,094	22,946	22,191
Additional	3,905	3,681	3,372	3,022	17,177	23,594	16,214
Interstate - Agent	212	226	228	216	1,425	1,175	1,366
Interstate - Liable	193	159	181	130	1,044	996	866
Weeks Claimed (Excl. Liable)*	60,480	50,786	60,104	49,839	264,222	255,442	267,710
Oregon	58,025	48,342	57,817	47,620	252,939	245,769	256,203
Interstate - Agent	2,455	2,444	2,287	2,219	11,283	9,673	11,507
Interstate - Liable	1,876	1,686	1,891	1,711	8,207	8,841	9,083
New Combined Wage Claims	167	181	159	143	1,069	755	1,028
Non-monetary Determinations & Redeter.	2,826	1,519	2,220	2,122	11,630	9,256	10,039
PAYMENTS: REGULAR BENEFITS							
First Payments	3,149	2,400	3,263	2,541	22,349	18,576	21,263
Checks Issued	57,791	47,846	56,823	46,804	241,057	233,697	243,350
Gross Amount of Payments (\$)*	15,387,127	12,218,671	15,220,332	11,914,044	65,127,087	63,679,881	62,598,214
Average Check Amount (\$)*	266.25	255.37	267.86	254.55	270.17	272.49	257.24
Number Exhausting Benefits	782	730	814	643	3,407	3,404	3,828
TRUST FUND							
Receipts (in Millions) (\$)					INA	INA	INA
Balance (in Millions) (\$)	2,127.88	1,957.72	2,140.03	1,966.98	2,112.54	2,141.38	1,920.50

+ NTUR: Unemployment Compensation Amendment of 1992 specifies that a 2 month average NTUR be used to determine duration levels.

http://www.oregon.gov/EMPLOY/BUDGET/UI/current_reports.shtml

* Excludes WORKSHARE program

UI Pub 102(02/05/04)

Week #09 Ending March 01, 2008

	This Week	Last Week	Cumulative
EXTENDED BENEFITS (UI, UCFE, UCX)			
Initial Claims (Excl. Liable)	0	0	0
Weeks Claimed (Excl. Liable)	0	0	0
Gross Amount of Payments (\$)	0	0	0
Number Exhausting Benefits	0	0	0

Oregon EB TUR Trigger "OFF" 01/10/2004. Alaska "OFF" 06/04/2005

Misc Additional Benefits			
Initial Claims (Excl. Liable)	0	0	0
Weeks Claimed (Excl. Liable)	1	1	8
Gross Amount of Payments (\$)	0	0	0
Number Exhausting Benefits	0	0	0

Cumulative Count started 01/01/2008.

TRADE ADJUSTMENT ACT			
Number of Active Petitions	406	406	406
Initial Claims	58	24	46,566
Weeks Claimed	673	660	2,897,192
Gross Amount of TRA Payments (\$)	284,079	276,794	73,532,220
Number Entered Training	6	7	27,692
Gross Amount of TAA Payments (\$)	72,833	113,793	86,096,411

Cumulative Count started 9/1/85.

WORKSHARE PROGRAM			
Initial Claims	59	32	30,378
Weeks Claimed	426	335	225,267
Gross Amount of Payments (\$)	29,540	22,454	52,449,016

Cumulative Count started 7/18/82.

TRAINING UI (PTT)			
Applications Accepted	36	38	43,530
Approved	32	30	41,206
Weeks Claimed	405	424	2,388,356
Gross Amount of Payments (\$)	122,970	126,442	23,967,808

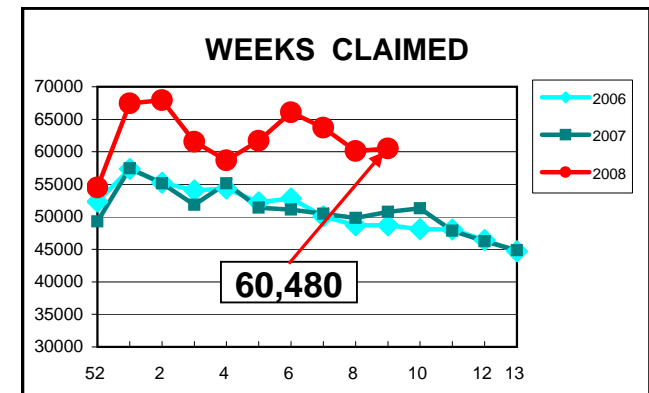
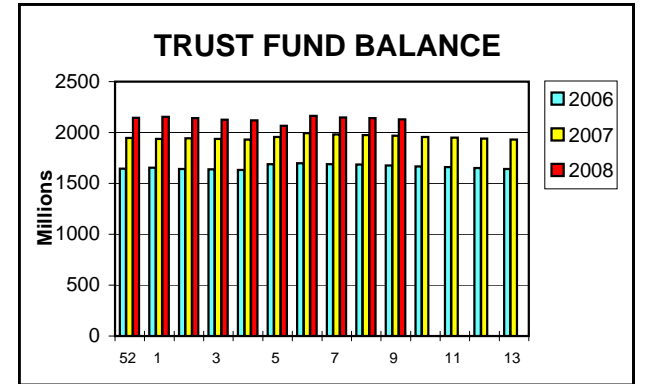
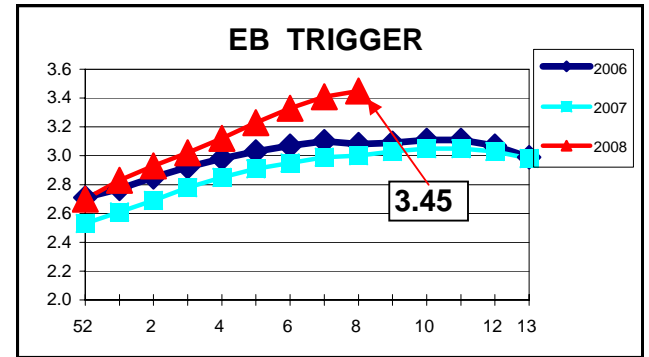
Cumulative Count started 4/3/83.

SUD			
Initial Claims	21	19	1,017
Weeks Claimed	18	100	6,237
Gross Amount of Payments (\$)	50,674	38,290	7,153,921

Cumulative Count started Week 35 - 9/1/2001.

SELF EMPLOYMENT (SEA) MONTHLY	Jan 08	Dec 2007	Cumulative
Referred	88	69	2,204
Enrolled	28	25	1,792
Completed	26	16	911
Weeks Claimed	439	524	29,391
Gross Amount of Payments (\$)	170,751	125,551	10,831,236

Cumulative Count started 09/95. These are MONTHLY counts.



Week #09 Ending March 01, 2008

	This Week	Last Week	Cumulative
DISASTER UNEMPLOYMENT ASSISTANCE (DUA)			
Initial Claims	0	0	177
Weeks Claimed	16	17	366
Gross Amount of Payments (\$)	3,560	2,629	91,021
Insured	1,223	571	59,626
Self Employed	2,337	2,058	31,395
Number Exhausting Benefits	0	0	0

Announcement Date 12/12/2007

Cumulative Count started 12/22/2007