

# UNEMPLOYMENT INSURANCE STATISTICS

State of Oregon

EMPLOYMENT DEPARTMENT

UI Program Analysis

Rick Hawes

(503) 947-1711

LABOR FORCE DATA		This Month	Last Month	Last Year
		Jan 2008	Dec 2007	Jan 2007
Oregon Civilian Labor Force		1,933,527	1,933,357	1,906,978
Total Number Unemployed		121,582	104,853	112,187
UNEMPLOYMENT RATES (CIVILIAN)				
Total Unemployment	Oregon	6.3	5.4	5.9
	National	5.4	4.8	5.0
Seasonally Adjusted	Oregon	5.5	5.4	5.1
	National	4.9	5.0	4.6

Week #10 Ending March 08, 2008	THIS WEEK		LAST WEEK		This Month	Last Month	Last Year
	2008	2007	2008	2007	Feb 2008	Jan 2008	Feb 2007
<b>UNEMPLOYMENT RATES</b>							
Insured Unemployment: Oregon	3.48	3.05	3.52	3.02	3.55	4.37	3.00
EB Trigger	3.50	3.03	3.45	3.00			
Adjusted Insured Unemployment	4.06	3.60	4.01	3.56			
National Average TUR +	5.50	5.40	5.50	5.20			
<b>REGULAR CLAIMS (UI, UCFE, UCX)</b>					This Month	Last Month	Last Year
Initial Claims (Excl. Liable)*	7,754	6,387	7,773	7,551	35,119	44,696	26,388
Oregon - New	3,852	3,288	3,656	3,644	17,316	26,094	13,069
Additional	3,639	2,844	3,905	3,681	16,834	17,177	12,421
Interstate - Agent	263	255	212	226	969	1,425	898
Interstate - Liable	157	158	193	159	797	1,044	587
Weeks Claimed (Excl. Liable)*	59,778	51,304	60,480	50,786	252,207	264,222	202,238
Oregon	57,221	48,914	58,025	48,342	242,049	252,939	192,857
Interstate - Agent	2,557	2,390	2,455	2,444	10,158	11,283	9,381
Interstate - Liable	1,852	1,717	1,876	1,686	7,738	8,207	6,876
New Combined Wage Claims	136	166	167	181	735	1,069	650
Non-monetary Determinations & Redeter.	2,679	2,473	2,826	1,519	11,312	11,630	10,122
<b>PAYMENTS: REGULAR BENEFITS</b>							
First Payments	2,944	2,567	3,149	2,400	14,944	22,349	10,752
Checks Issued	57,288	48,156	57,791	47,846	238,098	241,057	190,677
Gross Amount of Payments (\$)*	15,292,786	12,460,242	15,387,127	12,218,671	64,105,675	65,127,087	48,266,528
Average Check Amount (\$)*	266.95	258.75	266.25	255.37	269.24	270.17	253.13
Number Exhausting Benefits	737	704	782	730	3,243	3,407	2,836
<b>TRUST FUND</b>							
Receipts (in Millions) (\$)					INA	INA	INA
Balance (in Millions) (\$)	2,113.58	1,957.31	2,127.88	1,957.72	2,127.88	2,112.54	1,957.72

+ NTUR: Unemployment Compensation Amendment of 1992 specifies that a 2 month average NTUR be used to determine duration levels.

[http://www.oregon.gov/EMPLOY/BUDGET/UI/current\\_reports.shtml](http://www.oregon.gov/EMPLOY/BUDGET/UI/current_reports.shtml)

\* Excludes WORKSHARE program

UI Pub 102(02/05/04)

**Week #10 Ending March 08, 2008**

	This Week	Last Week	Cumulative
<b>EXTENDED BENEFITS (UI, UCFE, UCX)</b>			
Initial Claims (Excl. Liable)	0	0	0
Weeks Claimed (Excl. Liable)	0	0	0
Gross Amount of Payments (\$)	0	0	0
Number Exhausting Benefits	0	0	0

Oregon EB TUR Trigger "OFF" 01/10/2004. Alaska "OFF" 06/04/2005

<b>Misc Additional Benefits</b>			
Initial Claims (Excl. Liable)	0	0	0
Weeks Claimed (Excl. Liable)	1	1	9
Gross Amount of Payments (\$)	0	0	0
Number Exhausting Benefits	0	0	0

Cumulative Count started 01/01/2008.

<b>TRADE ADJUSTMENT ACT</b>			
Number of Active Petitions	407	406	407
Initial Claims	51	58	46,617
Weeks Claimed	678	673	2,897,870
Gross Amount of TRA Payments (\$)	282,066	284,079	73,814,286
Number Entered Training	1	6	27,693
Gross Amount of TAA Payments (\$)	150,566	72,833	86,246,977

Cumulative Count started 9/1/85.

<b>WORKSHARE PROGRAM</b>			
Initial Claims	40	59	30,418
Weeks Claimed	430	426	225,697
Gross Amount of Payments (\$)	24,671	29,540	52,473,687

Cumulative Count started 7/18/82.

<b>TRAINING UI (PTT)</b>			
Applications Accepted	29	36	43,559
Approved	25	32	41,231
Weeks Claimed	408	405	2,388,764
Gross Amount of Payments (\$)	121,184	122,970	24,088,992

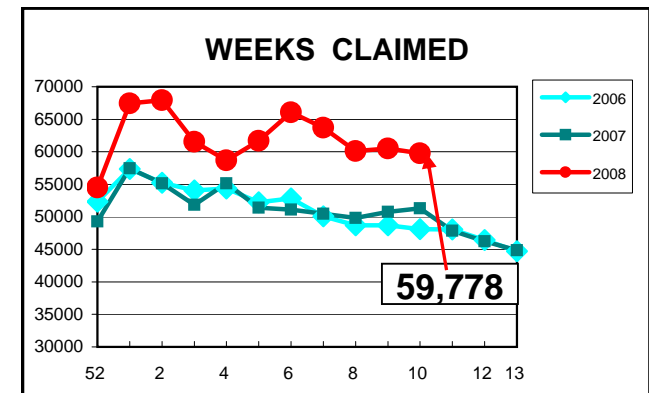
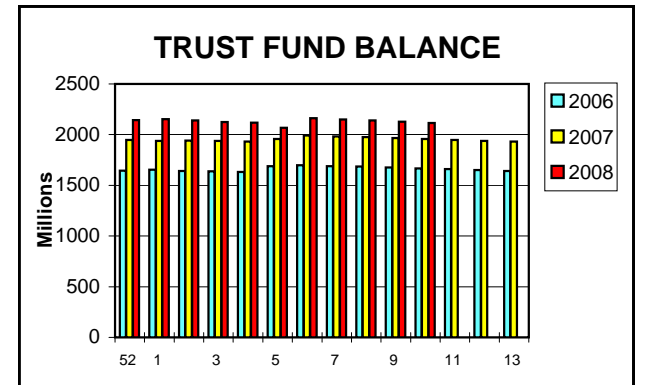
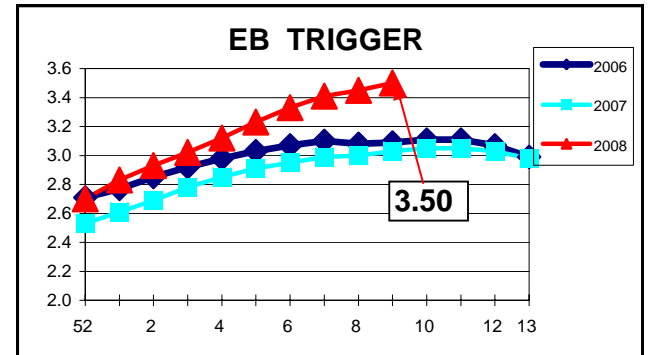
Cumulative Count started 4/3/83.

<b>SUD</b>			
Initial Claims	11	21	1,028
Weeks Claimed	35	18	6,272
Gross Amount of Payments (\$)	55,079	50,674	7,209,000

Cumulative Count started Week 35 - 9/1/2001.

<b>SELF EMPLOYMENT (SEA) MONTHLY</b>	Feb 2008	Jan 2007	Cumulative
Referred	0	88	2,204
Enrolled	0	28	1,792
Completed	0	26	911
<b>Weeks Claimed</b>	<b>115</b>	<b>439</b>	<b>29,506</b>
<b>Gross Amount of Payments (\$)</b>	<b>44,065</b>	<b>170,751</b>	<b>10,875,301</b>

Cumulative Count started 09/95. These are MONTHLY counts.



**Week #10 Ending March 08, 2008**

	<b>This Week</b>	<b>Last Week</b>	<b>Cumulative</b>
<b>DISASTER UNEMPLOYMENT ASSISTANCE (DUA)</b>			
Initial Claims	1	0	178
Weeks Claimed	16	16	382
Gross Amount of Payments (\$)	<b>2,548</b>	<b>3,560</b>	<b>93,569</b>
Insured	580	1,223	60,206
Self Employed	1,968	2,337	33,363
Number Exhausting Benefits	0	0	0

Announcement Date 12/12/2007

Cumulative Count started 12/22/2007