

UNEMPLOYMENT INSURANCE STATISTICS

State of Oregon

EMPLOYMENT DEPARTMENT

UI Program Analysis

Rick Hawes

(503) 947-1711

LABOR FORCE DATA		This Month	Last Month	Last Year
		Feb 2008	Jan 2008	Feb 2007
Oregon Civilian Labor Force		1,928,196	1,932,026	1,909,837
Total Number Unemployed		123,533	120,202	113,738
UNEMPLOYMENT RATES (CIVILIAN)				
Total Unemployment	Oregon	6.4	6.2	6.0
	National	5.2	5.4	4.9
Seasonally Adjusted	Oregon	5.5	5.5	5.0
	National	4.8	4.9	4.5

Week #13 Ending March 29, 2008	THIS WEEK		LAST WEEK		This Month	Last Month	Last Year
	2008	2007	2008	2007	Feb 2008	Jan 2008	Feb 2007
UNEMPLOYMENT RATES							
Insured Unemployment: Oregon	3.38	2.67	3.43	2.75	3.55	4.37	3.00
EB Trigger	3.59	3.03	3.57	3.05			
Adjusted Insured Unemployment	4.19	3.62	4.18	3.62			
National Average TUR +	5.40	5.30	5.40	5.40			
REGULAR CLAIMS (UI, UCFE, UCX)					This Month	Last Month	Last Year
					Feb 2008	Jan 2008	Feb 2007
Initial Claims (Excl. Liable)*	9,474	7,399	7,827	5,607	35,119	44,696	26,388
Oregon - New	3,538	2,836	3,534	2,896	17,316	26,094	13,069
Additional	5,676	4,355	4,051	2,504	16,834	17,177	12,421
Interstate - Agent	260	208	242	207	969	1,425	898
Interstate - Liable	185	149	158	150	797	1,044	587
Weeks Claimed (Excl. Liable)*	57,993	44,878	58,833	46,215	252,207	264,222	202,238
Oregon	55,701	42,871	56,261	43,897	242,049	252,939	192,857
Interstate - Agent	2,292	2,007	2,572	2,318	10,158	11,283	9,381
Interstate - Liable	1,836	1,560	1,814	1,606	7,738	8,207	6,876
New Combined Wage Claims	132	101	131	131	735	1,069	650
Non-monetary Determinations & Redeter.	2,462	2,405	2,549	2,640	11,312	11,630	10,122
PAYMENTS: REGULAR BENEFITS							
First Payments	2,576	2,003	3,212	2,224	14,944	22,349	10,752
Checks Issued	55,641	43,001	56,046	43,792	238,098	241,057	190,677
Gross Amount of Payments (\$)*	14,983,844	10,939,421	15,127,746	11,110,429	64,105,675	65,127,087	48,266,528
Average Check Amount (\$)*	269.30	254.40	269.92	253.71	269.24	270.17	253.13
Number Exhausting Benefits	857	765	875	694	3,243	3,407	2,836
TRUST FUND							
Receipts (in Millions) (\$)					INA	INA	INA
Balance (in Millions) (\$)	2,072.93	1,928.30	2,087.15	1,928.30	2,127.88	2,112.54	1,957.72

+ NTUR: Unemployment Compensation Amendment of 1992 specifies that a 2 month average NTUR be used to determine duration levels.

http://www.oregon.gov/EMPLOY/BUDGET/UI/current_reports.shtml

* Excludes WORKSHARE program

Week #13 Ending March 29, 2008

	This Week	Last Week	Cumulative
EXTENDED BENEFITS (UI, UCFE, UCX)			
Initial Claims (Excl. Liable)	0	0	0
Weeks Claimed (Excl. Liable)	0	0	0
Gross Amount of Payments (\$)	0	0	0
Number Exhausting Benefits	0	0	0

Oregon EB TUR Trigger "OFF" 01/10/2004. Alaska "OFF" 06/04/2005

Misc Additional Benefits			
Initial Claims (Excl. Liable)	0	0	0
Weeks Claimed (Excl. Liable)	1	1	12
Gross Amount of Payments (\$)	0	0	0
Number Exhausting Benefits	0	0	0

Cumulative Count started 01/01/2008.

TRADE ADJUSTMENT ACT			
Number of Active Petitions	407	407	407
Initial Claims	29	113	46,804
Weeks Claimed	636	644	2,899,783
Gross Amount of TRA Payments (\$)	268,051	272,054	74,622,008
Number Entered Training	11	12	27,720
Gross Amount of TAA Payments (\$)	243,983	128,824	86,726,568

Cumulative Count started 9/1/85.

WORKSHARE PROGRAM			
Initial Claims	131	10	30,566
Weeks Claimed	475	303	226,899
Gross Amount of Payments (\$)	34,241	22,674	52,559,423

Cumulative Count started 7/18/82.

TRAINING UI (PTT)			
Applications Accepted	21	52	43,675
Approved	20	46	41,323
Weeks Claimed	371	387	2,390,040
Gross Amount of Payments (\$)	111,219	112,963	24,425,263

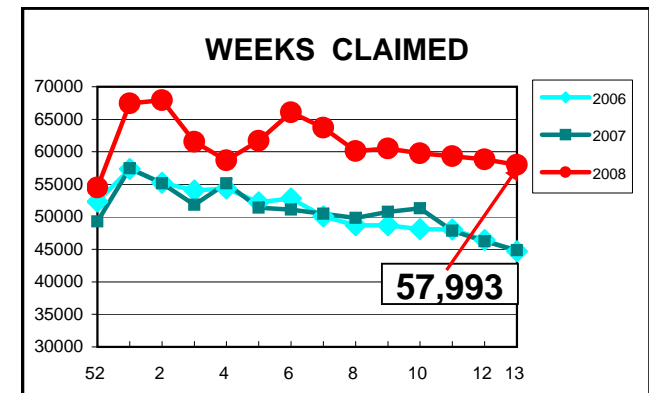
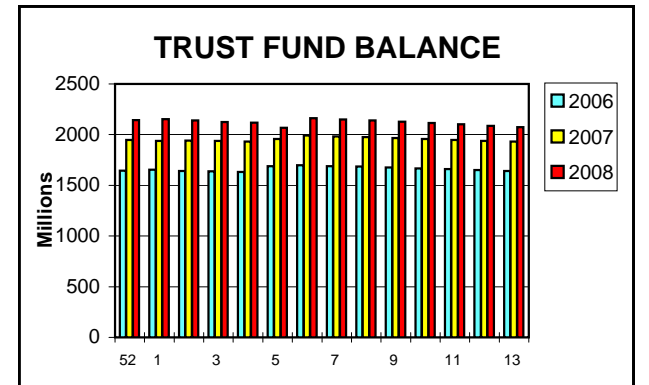
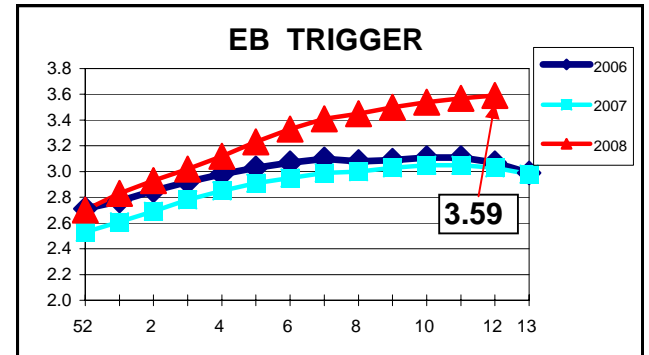
Cumulative Count started 4/3/83.

SUD			
Initial Claims	4	6	1,049
Weeks Claimed	149	147	6,707
Gross Amount of Payments (\$)	57,789	55,233	7,375,779

Cumulative Count started Week 35 - 9/1/2001.

SELF EMPLOYMENT (SEA) MONTHLY	Feb 2008	Jan 2007	Cumulative
Referred	53	88	2,257
Enrolled	32	28	1,824
Completed	25	26	936
Weeks Claimed	446	439	29,941
Gross Amount of Payments (\$)	168,518	170,751	10,999,760

Cumulative Count started 09/95. These are MONTHLY counts.



Week #13 Ending March 29, 2008

	This Week	Last Week	Cumulative
DISASTER UNEMPLOYMENT ASSISTANCE (DUA)			
Initial Claims	0	1	180
Weeks Claimed	8	15	421
Gross Amount of Payments (\$)	1,428	4,063	101,867
Insured	440	1,532	64,265
Self Employed	988	2,531	37,602
Number Exhausting Benefits	0	0	0

Announcement Date 12/12/2007

Cumulative Count started 12/22/2007