

UNEMPLOYMENT INSURANCE STATISTICS

State of Oregon

EMPLOYMENT DEPARTMENT

UI Program Analysis

Rick Hawes

(503) 947-1711

LABOR FORCE DATA		This Month	Last Month	Last Year
		Feb 2008	Jan 2008	Feb 2007
Oregon Civilian Labor Force		1,928,196	1,932,026	1,909,837
Total Number Unemployed		123,533	120,202	113,738
UNEMPLOYMENT RATES (CIVILIAN)				
Total Unemployment	Oregon	6.4	6.2	6.0
	National	5.2	5.4	4.9
Seasonally Adjusted	Oregon	5.5	5.5	5.0
	National	4.8	4.9	4.5

Week #14 Ending April 05, 2008	THIS WEEK		LAST WEEK		This Month	Last Month	Last Year
	2008	2007	2008	2007	Mar 2008	Feb 2008	Mar 2007
UNEMPLOYMENT RATES							
Insured Unemployment: Oregon	3.61	2.80	3.38	2.67	3.30	3.55	3.21
EB Trigger	3.57	2.98	3.59	3.03			
Adjusted Insured Unemployment	4.17	3.55	4.19	3.62			
National Average TUR +	5.50	5.30	5.40	5.30			
REGULAR CLAIMS (UI, UCFE, UCX)					This Month	Last Month	Last Year
Initial Claims (Excl. Liable)*	9,152	7,991	9,474	7,399	35,399	35,119	27,437
Oregon - New	4,269	4,337	3,538	2,836	15,073	17,316	13,399
Additional	4,663	3,413	5,676	4,355	19,294	16,834	13,133
Interstate - Agent	220	241	260	208	1,032	969	905
Interstate - Liable	190	232	185	149	705	797	670
Weeks Claimed (Excl. Liable)*	61,845	47,047	57,993	44,878	286,262	252,207	193,484
Oregon	59,438	44,878	55,701	42,871	275,951	242,049	183,631
Interstate - Agent	2,407	2,169	2,292	2,007	10,311	10,158	9,853
Interstate - Liable	1,798	1,555	1,836	1,560	8,860	7,738	6,630
New Combined Wage Claims	133	137	132	101	566	735	613
Non-monetary Determinations & Redeter.	2,748	2,608	2,462	2,405	10,793	11,312	11,037
PAYMENTS: REGULAR BENEFITS							
First Payments	2,993	2,237	2,576	2,003	13,468	14,944	9,567
Checks Issued	58,451	44,342	55,641	43,001	273,303	238,098	183,521
Gross Amount of Payments (\$)*	15,735,100	11,292,861	14,983,844	10,939,421	73,429,156	64,105,675	46,748,970
Average Check Amount (\$)*	269.20	254.68	269.30	254.40	268.67	269.24	254.73
Number Exhausting Benefits	869	733	857	765	4,143	3,243	2,997
TRUST FUND							
Receipts (in Millions) (\$)					INA	INA	INA
Balance (in Millions) (\$)	2,082.26	1,931.91	2,072.93	1,928.30	2,072.60	2,127.88	1,941.47

+ NTUR: Unemployment Compensation Amendment of 1992 specifies that a 2 month average NTUR be used to determine duration levels.

http://www.oregon.gov/EMPLOY/BUDGET/UI/current_reports.shtml

* Excludes WORKSHARE program

UI Pub 102(02/05/04)

Week #14 Ending April 05, 2008

	This Week	Last Week	Cumulative
EXTENDED BENEFITS (UI, UCFE, UCX)			
Initial Claims (Excl. Liable)	0	0	0
Weeks Claimed (Excl. Liable)	0	0	0
Gross Amount of Payments (\$)	0	0	0
Number Exhausting Benefits	0	0	0

Oregon EB TUR Trigger "OFF" 01/10/2004. Alaska "OFF" 06/04/2005

Misc Additional Benefits			
Initial Claims (Excl. Liable)	0	0	0
Weeks Claimed (Excl. Liable)	1	1	13
Gross Amount of Payments (\$)	0	0	0
Number Exhausting Benefits	0	0	0

Cumulative Count started 01/01/2008.

TRADE ADJUSTMENT ACT			
Number of Active Petitions	409	407	409
Initial Claims	37	29	46,841
Weeks Claimed	622	636	2,900,405
Gross Amount of TRA Payments (\$)	165,023	268,051	74,787,031
Number Entered Training	13	11	27,733
Gross Amount of TAA Payments (\$)	94,550	243,983	86,821,118

Cumulative Count started 9/1/85.

WORKSHARE PROGRAM			
Initial Claims	16	131	30,582
Weeks Claimed	451	475	227,350
Gross Amount of Payments (\$)	30,250	34,241	52,589,673

Cumulative Count started 7/18/82.

TRAINING UI (PTT)			
Applications Accepted	54	21	43,729
Approved	50	20	41,373
Weeks Claimed	337	371	2,390,377
Gross Amount of Payments (\$)	284,800	111,219	24,710,063

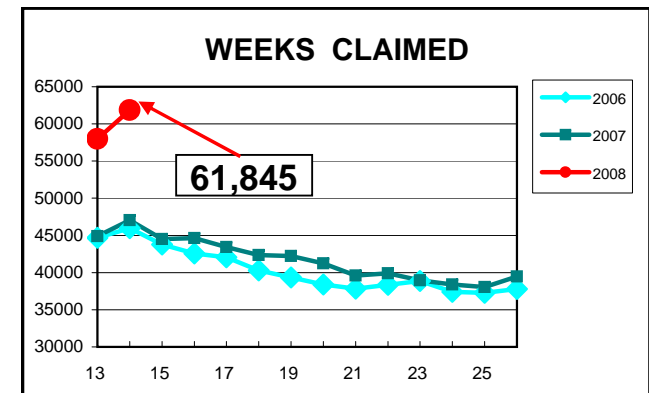
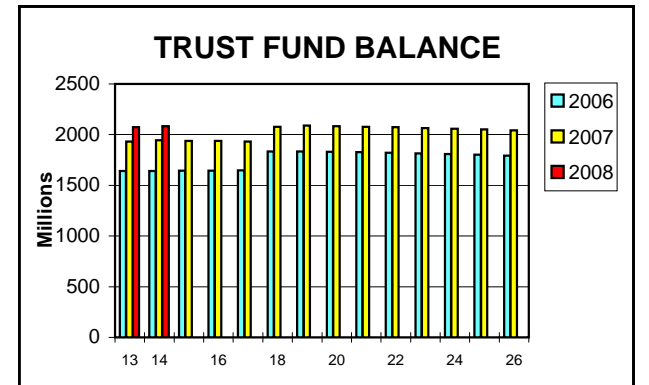
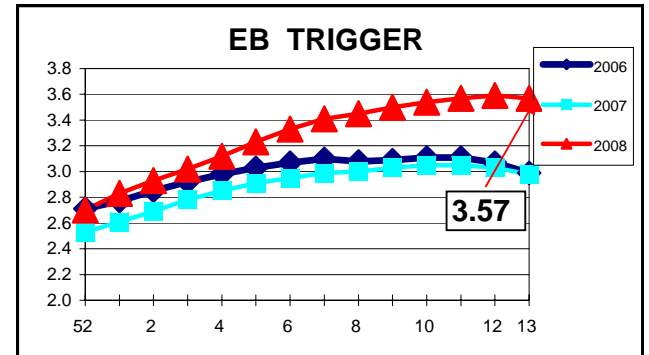
Cumulative Count started 4/3/83.

SUD			
Initial Claims	9	4	1,058
Weeks Claimed	135	149	6,842
Gross Amount of Payments (\$)	46,641	57,789	7,422,420

Cumulative Count started Week 35 - 9/1/2001.

SELF EMPLOYMENT (SEA) MONTHLY	Mar 2008	Feb 2008	Cumulative
Referred	31	53	2,288
Enrolled	28	32	1,852
Completed	26	25	962
Weeks Claimed	116	446	30,057
Gross Amount of Payments (\$)	44,242	168,518	11,044,002

Cumulative Count started 09/95. These are MONTHLY counts.



Week #14 Ending April 05, 2008

	This Week	Last Week	Cumulative
DISASTER UNEMPLOYMENT ASSISTANCE (DUA)			
Initial Claims	0	0	180
Weeks Claimed	11	8	432
Gross Amount of Payments (\$)	2,308	1,428	104,175
Insured	440	440	64,705
Self Employed	1,868	988	39,470
Number Exhausting Benefits	0	0	0

Announcement Date 12/12/2007

Cumulative Count started 12/22/2007