

UNEMPLOYMENT INSURANCE STATISTICS

State of Oregon

EMPLOYMENT DEPARTMENT

UI Program Analysis

Rick Hawes

(503) 947-1711

LABOR FORCE DATA		This Month	Last Month	Last Year
		Mar 2008	Feb 2008	Mar 2007
Oregon Civilian Labor Force		1,944,966	1,927,331	1,914,002
Total Number Unemployed		123,131	121,867	106,497
UNEMPLOYMENT RATES (CIVILIAN)				
Total Unemployment	Oregon	6.3	6.3	5.6
	National	5.2	5.2	4.5
Seasonally Adjusted	Oregon	5.7	5.4	5.0
	National	5.1	4.8	4.4

Week #15 Ending April 12, 2008	THIS WEEK		LAST WEEK		This Month	Last Month	Last Year
	2008	2007	2008	2007	Mar 2008	Feb 2008	Mar 2007
UNEMPLOYMENT RATES							
Insured Unemployment: Oregon	3.33	2.63	3.61	2.80	3.30	3.55	3.21
EB Trigger	3.51	2.91	3.57	2.98			
Adjusted Insured Unemployment	4.15	3.50	4.17	3.55			
National Average TUR +	5.50	5.30	5.50	5.30			
REGULAR CLAIMS (UI, UCFE, UCX)					This Month	Last Month	Last Year
					Mar 2008	Feb 2008	Mar 2007
Initial Claims (Excl. Liable)*	7,485	6,145	9,152	7,991	35,399	35,119	27,437
Oregon - New	4,138	3,228	4,269	4,337	15,073	17,316	13,399
Additional	3,119	2,631	4,663	3,413	19,294	16,834	13,133
Interstate - Agent	228	286	220	241	1,032	969	905
Interstate - Liable	202	216	190	232	705	797	670
Weeks Claimed (Excl. Liable)*	57,166	44,488	61,845	47,047	286,262	252,207	193,484
Oregon	54,902	42,517	59,438	44,878	275,951	242,049	183,631
Interstate - Agent	2,264	1,971	2,407	2,169	10,311	10,158	9,853
Interstate - Liable	1,768	1,627	1,798	1,555	8,860	7,738	6,630
New Combined Wage Claims	166	86	133	137	566	735	613
Non-monetary Determinations & Redeter.	2,627	2,597	2,748	2,608	10,793	11,312	11,037
PAYMENTS: REGULAR BENEFITS							
First Payments	2,314	1,974	2,993	2,237	13,468	14,944	9,567
Checks Issued	53,726	40,858	58,451	44,342	273,303	238,098	183,521
Gross Amount of Payments (\$)*	14,406,654	10,470,886	15,735,100	11,292,861	73,429,156	64,105,675	46,748,970
Average Check Amount (\$)*	268.15	256.28	269.20	254.68	268.67	269.24	254.73
Number Exhausting Benefits	1,123	903	869	733	4,143	3,243	2,997
TRUST FUND							
Receipts (in Millions) (\$)					INA	INA	INA
Balance (in Millions) (\$)	2,070.70	1,926.18	2,082.26	1,931.91	2,072.60	2,127.88	1,941.47

+ NTUR: Unemployment Compensation Amendment of 1992 specifies that a 2 month average NTUR be used to determine duration levels.

http://www.oregon.gov/EMPLOY/BUDGET/UI/current_reports.shtml

* Excludes WORKSHARE program

UI Pub 102(02/05/04)

Week #15 Ending April 12, 2008

	This Week	Last Week	Cumulative
EXTENDED BENEFITS (UI, UCFE, UCX)			
Initial Claims (Excl. Liable)	0	0	0
Weeks Claimed (Excl. Liable)	0	0	0
Gross Amount of Payments (\$)	0	0	0
Number Exhausting Benefits	0	0	0

Oregon EB TUR Trigger "OFF" 01/10/2004. Alaska "OFF" 06/04/2004

Misc Additional Benefits			
Initial Claims (Excl. Liable)	0	0	0
Weeks Claimed (Excl. Liable)	1	1	14
Gross Amount of Payments (\$)	0	0	0
Number Exhausting Benefits	0	0	0

Cumulative Count started 01/01/2008.

TRADE ADJUSTMENT ACT			
Number of Active Petitions	409	409	409
Initial Claims	92	37	46,933
Weeks Claimed	605	622	2,901,010
Gross Amount of TRA Payments (\$)	254,399	165,023	75,041,430
Number Entered Training	17	13	27,750
Gross Amount of TAA Payments (\$)	126,838	94,550	86,947,956

Cumulative Count started 9/1/85.

WORKSHARE PROGRAM			
Initial Claims	81	16	30,663
Weeks Claimed	450	451	227,800
Gross Amount of Payments (\$)	36,361	30,250	52,626,034

Cumulative Count started 7/18/82.

TRAINING UI (PTT)			
Applications Accepted	60	54	43,789
Approved	54	50	41,427
Weeks Claimed	377	337	2,390,754
Gross Amount of Payments (\$)	114,164	284,800	24,824,227

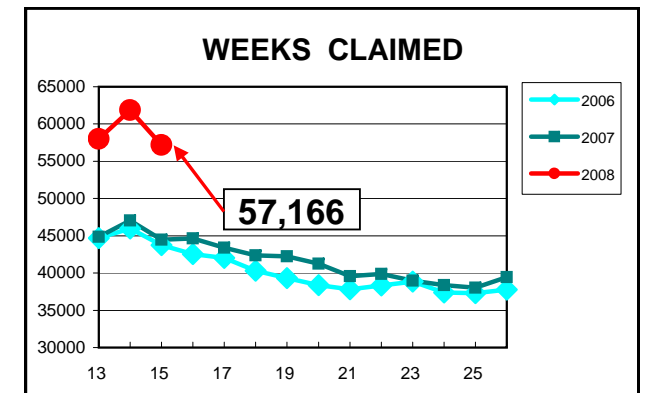
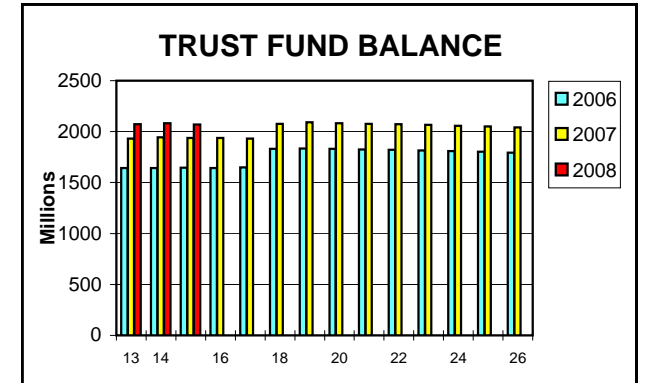
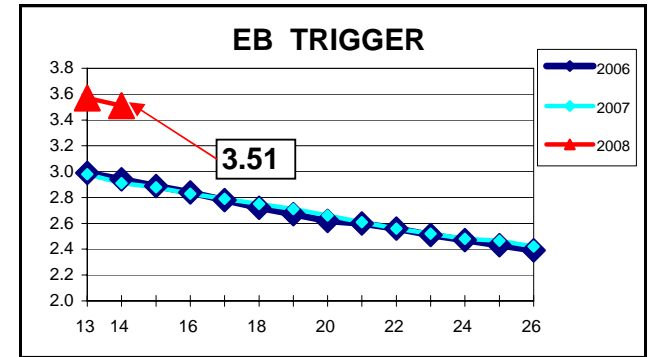
Cumulative Count started 4/3/83.

SUD			
Initial Claims	10	9	1,068
Weeks Claimed	147	135	6,989
Gross Amount of Payments (\$)	60,093	46,641	7,482,513

Cumulative Count started Week 35 - 9/1/2001.

SELF EMPLOYMENT (SEA) MONTHLY	Mar 2008	Feb 2008	Cumulative
Referred	31	53	2,288
Enrolled	28	32	1,852
Completed	26	25	962
Weeks Claimed	229	446	30,170
Gross Amount of Payments (\$)	87,659	168,518	11,087,419

Cumulative Count started 09/95. These are MONTHLY counts.



Week #15 Ending April 12, 2008

	This Week	Last Week	Cumulative
DISASTER UNEMPLOYMENT ASSISTANCE (DUA)			
Initial Claims	0	0	180
Weeks Claimed	4	11	436
Gross Amount of Payments (\$)	458	2,308	104,633
Insured	0	440	64,705
Self Employed	458	1,868	39,928
Number Exhausting Benefits	0	0	0

Announcement Date 12/12/2007

Cumulative Count started 12/22/2007