

UNEMPLOYMENT INSURANCE STATISTICS

State of Oregon

EMPLOYMENT DEPARTMENT

UI Program Analysis

Rick Hawes

(503) 947-1711

LABOR FORCE DATA		This Month	Last Month	Last Year
		Mar 2008	Feb 2008	Mar 2007
Oregon Civilian Labor Force		1,944,966	1,927,331	1,914,002
Total Number Unemployed		123,131	121,867	106,497
UNEMPLOYMENT RATES (CIVILIAN)				
Total Unemployment	Oregon	6.3	6.3	5.6
	National	5.2	5.2	4.5
Seasonally Adjusted	Oregon	5.7	5.4	5.0
	National	5.1	4.8	4.4

Week #16 Ending April 19, 2008	THIS WEEK		LAST WEEK		This Month	Last Month	Last Year
	2008	2007	2008	2007	Mar 2008	Feb 2008	Mar 2007
UNEMPLOYMENT RATES							
Insured Unemployment: Oregon	3.29	2.64	3.33	2.63	3.30	3.55	3.21
EB Trigger	3.49	2.88	3.51	2.91			
Adjusted Insured Unemployment	4.13	3.47	4.15	3.50			
National Average TUR +	5.50	5.20	5.50	5.30			
REGULAR CLAIMS (UI, UCFE, UCX)					This Month	Last Month	Last Year
					Mar 2008	Feb 2008	Mar 2007
Initial Claims (Excl. Liable)*	6,693	5,946	7,485	6,145	35,399	35,119	27,437
Oregon - New	3,172	3,040	4,138	3,228	15,073	17,316	13,399
Additional	3,268	2,665	3,119	2,631	19,294	16,834	13,133
Interstate - Agent	253	241	228	286	1,032	969	905
Interstate - Liable	170	144	202	216	705	797	670
Weeks Claimed (Excl. Liable)*	56,435	44,631	57,166	44,488	286,262	252,207	193,484
Oregon	54,087	42,589	54,902	42,517	275,951	242,049	183,631
Interstate - Agent	2,348	2,042	2,264	1,971	10,311	10,158	9,853
Interstate - Liable	1,743	1,658	1,768	1,627	8,860	7,738	6,630
New Combined Wage Claims	184	147	166	86	566	735	613
Non-monetary Determinations & Redeter.	2,623	2,626	2,627	2,597	10,793	11,312	11,037
PAYMENTS: REGULAR BENEFITS							
First Payments	3,334	3,401	2,314	1,974	13,468	14,944	9,567
Checks Issued	53,181	41,830	53,726	40,858	273,303	238,098	183,521
Gross Amount of Payments (\$)*	14,280,323	10,712,992	14,406,654	10,470,886	73,429,156	64,105,675	46,748,970
Average Check Amount (\$)*	268.52	256.11	268.15	256.28	268.67	269.24	254.73
Number Exhausting Benefits	985	738	1,123	903	4,143	3,243	2,997
TRUST FUND							
Receipts (in Millions) (\$)					INA	INA	INA
Balance (in Millions) (\$)	2,061.38	1,923.17	2,070.70	1,926.18	2,072.60	2,127.88	1,941.47

+ NTUR: Unemployment Compensation Amendment of 1992 specifies that a 2 month average NTUR be used to determine duration levels.

http://www.oregon.gov/EMPLOY/BUDGET/UI/current_reports.shtml

* Excludes WORKSHARE program

UI Pub 102(02/05/04)

Week #16 Ending April 19, 2008

	This Week	Last Week	Cumulative
EXTENDED BENEFITS (UI, UCFE, UCX)			
Initial Claims (Excl. Liable)	0	0	0
Weeks Claimed (Excl. Liable)	0	0	0
Gross Amount of Payments (\$)	0	0	0
Number Exhausting Benefits	0	0	0

Oregon EB TUR Trigger "OFF" 01/10/2004. Alaska "OFF" 06/04/2005

Misc Additional Benefits			
Initial Claims (Excl. Liable)	0	0	0
Weeks Claimed (Excl. Liable)	1	1	15
Gross Amount of Payments (\$)	0	0	0
Number Exhausting Benefits	0	0	0

Cumulative Count started 01/01/2008.

TRADE ADJUSTMENT ACT			
Number of Active Petitions	409	409	409
Initial Claims	96	92	47,029
Weeks Claimed	608	605	2,901,618
Gross Amount of TRA Payments (\$)	246,063	254,399	75,287,493
Number Entered Training	18	17	27,768
Gross Amount of TAA Payments (\$)	161,728	126,838	87,109,684

Cumulative Count started 9/1/85.

WORKSHARE PROGRAM			
Initial Claims	45	81	30,708
Weeks Claimed	336	450	228,136
Gross Amount of Payments (\$)	24,248	36,361	52,650,282

Cumulative Count started 7/18/82.

TRAINING UI (PTT)			
Applications Accepted	65	60	43,854
Approved	56	54	41,483
Weeks Claimed	399	377	2,391,153
Gross Amount of Payments (\$)	128,076	114,164	24,952,303

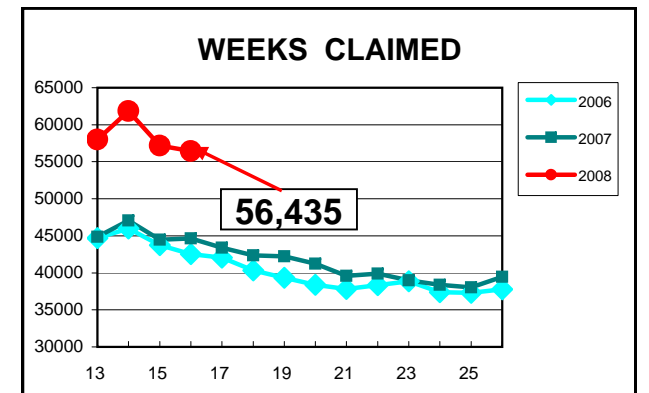
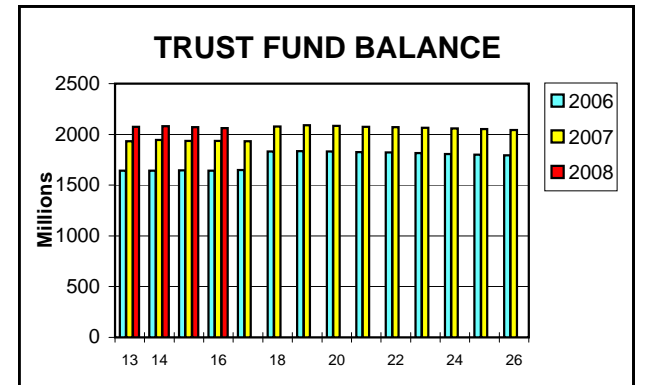
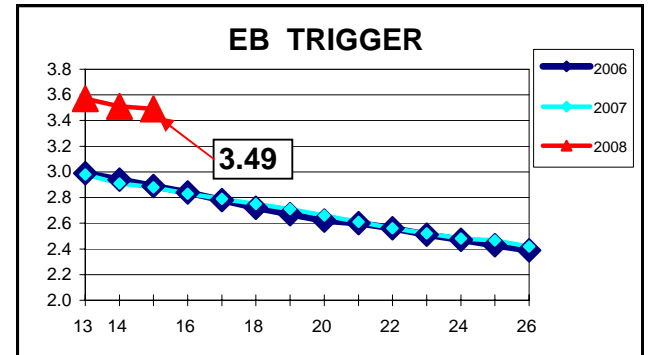
Cumulative Count started 4/3/83.

SUD			
Initial Claims	1	10	1,069
Weeks Claimed	154	147	7,143
Gross Amount of Payments (\$)	55,727	60,093	7,538,240

Cumulative Count started Week 35 - 9/1/2001.

SELF EMPLOYMENT (SEA) MONTHLY	Mar 2008	Feb 2008	Cumulative
Referred	31	53	2,288
Enrolled	28	32	1,852
Completed	26	25	962
Weeks Claimed	354	446	30,295
Gross Amount of Payments (\$)	136,540	168,518	11,136,300

Cumulative Count started 09/95. These are MONTHLY counts.



Week #16 Ending April 19, 2008

	This Week	Last Week	Cumulative
DISASTER UNEMPLOYMENT ASSISTANCE (DUA)			
Initial Claims	16	0	180
Weeks Claimed	4	4	452
Gross Amount of Payments (\$)	3,308	458	107,941
Insured	880	0	65,585
Self Employed	2,428	458	42,356
Number Exhausting Benefits	0	0	0

Announcement Date 12/12/2007

Cumulative Count started 12/22/2007