

UNEMPLOYMENT INSURANCE STATISTICS

State of Oregon

EMPLOYMENT DEPARTMENT

UI Program Analysis

Rick Hawes

(503) 947-1711

LABOR FORCE DATA		This Month	Last Month	Last Year
		Mar 2008	Feb 2008	Mar 2007
Oregon Civilian Labor Force		1,944,966	1,927,331	1,914,002
Total Number Unemployed		123,131	121,867	106,497
UNEMPLOYMENT RATES (CIVILIAN)				
Total Unemployment	Oregon	6.3	6.3	5.6
	National	5.2	5.2	4.5
Seasonally Adjusted	Oregon	5.7	5.4	5.0
	National	5.1	4.8	4.4

Week #17 Ending April 26, 2008	THIS WEEK		LAST WEEK		This Month	Last Month	Last Year
	2008	2007	2008	2007	Mar 2008	Feb 2008	Mar 2007
UNEMPLOYMENT RATES							
Insured Unemployment: Oregon	3.25	2.57	3.29	2.64	3.30	3.55	3.21
EB Trigger	3.48	2.86	3.49	2.88			
Adjusted Insured Unemployment	4.12	3.41	4.13	3.47			
National Average TUR +	5.50	5.20	5.50	5.20			
REGULAR CLAIMS (UI, UCFE, UCX)					This Month	Last Month	Last Year
					Mar 2008	Feb 2008	Mar 2007
Initial Claims (Excl. Liable)*	7,799	5,452	6,693	5,946	35,399	35,119	27,437
Oregon - New	3,494	2,817	3,172	3,040	15,073	17,316	13,399
Additional	4,028	2,417	3,268	2,665	19,294	16,834	13,133
Interstate - Agent	277	218	253	241	1,032	969	905
Interstate - Liable	181	131	170	144	705	797	670
Weeks Claimed (Excl. Liable)*	55,768	43,413	56,435	44,631	286,262	252,207	193,484
Oregon	53,604	41,485	54,087	42,589	275,951	242,049	183,631
Interstate - Agent	2,164	1,928	2,348	2,042	10,311	10,158	9,853
Interstate - Liable	1,731	1,571	1,743	1,658	8,860	7,738	6,630
New Combined Wage Claims	144	157	184	147	566	735	613
Non-monetary Determinations & Redeter.	2,741	2,499	2,623	2,626	10,793	11,312	11,037
PAYMENTS: REGULAR BENEFITS							
First Payments	2,925	2,185	3,334	3,401	13,468	14,944	9,567
Checks Issued	53,170	41,154	53,181	41,830	273,303	238,098	183,521
Gross Amount of Payments (\$)*	14,248,964	10,573,617	14,280,323	10,712,992	73,429,156	64,105,675	46,748,970
Average Check Amount (\$)*	267.99	256.93	268.52	256.11	268.67	269.24	254.73
Number Exhausting Benefits	1,004	784	985	738	4,143	3,243	2,997
TRUST FUND							
Receipts (in Millions) (\$)					INA	INA	INA
Balance (in Millions) (\$)	2,054.49	1,922.72	2,061.38	1,923.17	2,072.60	2,127.88	1,941.47

+ NTUR: Unemployment Compensation Amendment of 1992 specifies that a 2 month average NTUR be used to determine duration levels.

http://www.oregon.gov/EMPLOY/BUDGET/UI/current_reports.shtml

* Excludes WORKSHARE program

UI Pub 102(02/05/04)

Week #17 Ending April 26, 2008

	This Week	Last Week	Cumulative
EXTENDED BENEFITS (UI, UCFE, UCX)			
Initial Claims (Excl. Liable)	0	0	0
Weeks Claimed (Excl. Liable)	0	0	0
Gross Amount of Payments (\$)	0	0	0
Number Exhausting Benefits	0	0	0

Oregon EB TUR Trigger "OFF" 01/10/2004. Alaska "OFF" 06/04/2005

Misc Additional Benefits			
Initial Claims (Excl. Liable)	0	0	0
Weeks Claimed (Excl. Liable)	1	1	16
Gross Amount of Payments (\$)	0	0	0
Number Exhausting Benefits	0	0	0

Cumulative Count started 01/01/2008.

TRADE ADJUSTMENT ACT			
Number of Active Petitions	409	409	409
Initial Claims	41	96	47,070
Weeks Claimed	619	608	2,902,237
Gross Amount of TRA Payments (\$)	254,004	246,063	75,541,497
Number Entered Training	0	18	27,768
Gross Amount of TAA Payments (\$)	69,994	161,728	87,179,678

Cumulative Count started 9/1/85.

WORKSHARE PROGRAM			
Initial Claims	50	45	30,758
Weeks Claimed	314	336	228,450
Gross Amount of Payments (\$)	25,851	24,248	52,676,133

Cumulative Count started 7/18/82.

TRAINING UI (PTT)			
Applications Accepted	51	65	43,905
Approved	49	56	41,532
Weeks Claimed	423	399	2,391,576
Gross Amount of Payments (\$)	130,054	128,076	25,082,357

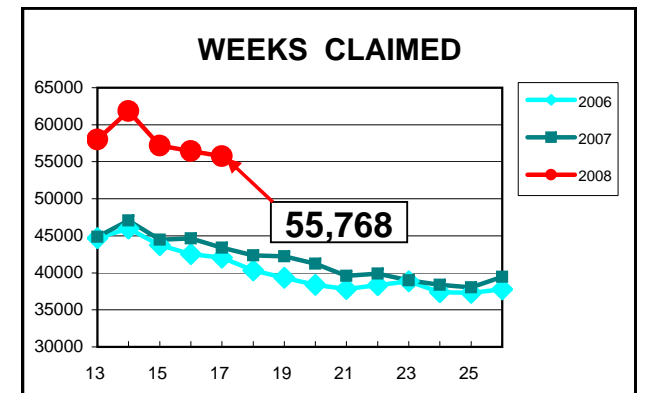
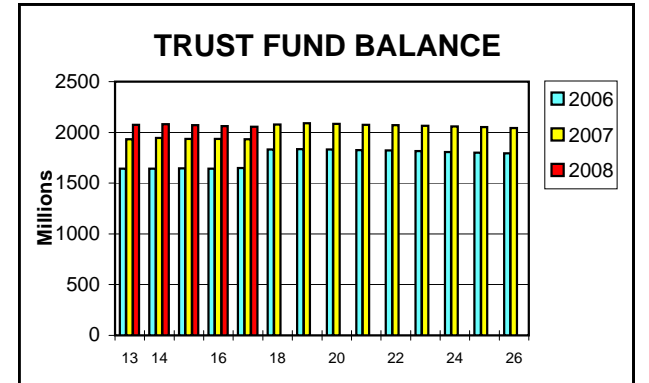
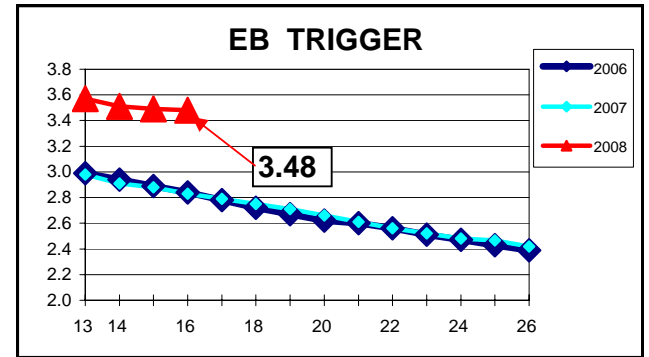
Cumulative Count started 4/3/83.

SUD			
Initial Claims	9	1	1,078
Weeks Claimed	141	154	7,284
Gross Amount of Payments (\$)	59,478	55,727	7,597,718

Cumulative Count started Week 35 - 9/1/2001.

SELF EMPLOYMENT (SEA) MONTHLY	Mar 2008	Feb 2008	Cumulative
Referred	31	53	2,288
Enrolled	28	32	1,852
Completed	26	25	962
Weeks Claimed	474	446	30,415
Gross Amount of Payments (\$)	184,585	168,518	11,184,345

Cumulative Count started 09/95. These are MONTHLY counts.



Week #17 Ending April 26, 2008

	This Week	Last Week	Cumulative
DISASTER UNEMPLOYMENT ASSISTANCE (DUA)			
Initial Claims	0	16	180
Weeks Claimed	9	4	461
Gross Amount of Payments (\$)	1,568	3,308	109,509
Insured	440	880	66,025
Self Employed	1,128	2,428	43,484
Number Exhausting Benefits	0	0	0

Announcement Date 12/12/2007

Cumulative Count started 12/22/2007