

# UNEMPLOYMENT INSURANCE STATISTICS

State of Oregon  
EMPLOYMENT DEPARTMENT

UI Program Analysis  
Rick Hawes  
(503) 947-1711

LABOR FORCE DATA		This Month	Last Month	Last Year
		Mar 2008	Feb 2008	Mar 2007
Oregon Civilian Labor Force		1,944,966	1,927,331	1,914,002
Total Number Unemployed		123,131	121,867	106,497
UNEMPLOYMENT RATES (CIVILIAN)				
Total Unemployment	Oregon	6.3	6.3	5.6
	National	5.2	5.2	4.5
Seasonally Adjusted	Oregon	5.7	5.4	5.0
	National	5.1	4.8	4.4

Week #18 Ending May 3, 2008	THIS WEEK		LAST WEEK		This Month	Last Month	Last Year
	2008	2007	2008	2007	Mar 2008	Feb 2008	Mar 2007
<b>UNEMPLOYMENT RATES</b>							
Insured Unemployment: Oregon	3.34	2.51	3.25	2.57	3.30	3.55	3.21
EB Trigger	3.46	2.79	3.48	2.86			
Adjusted Insured Unemployment	4.10	3.38	4.12	3.41			
National Average TUR +	5.56	5.20	5.50	5.20			
<b>REGULAR CLAIMS (UI, UCFE, UCX)</b>					This Month	Last Month	Last Year
Initial Claims (Excl. Liable)*	8,186	5,928	7,799	5,452	Apr 2008	Mar 2008	Apr 2007
Oregon - New	3,576	2,987	3,494	2,817	16,474	15,073	13,971
Additional	4,361	2,721	4,028	2,417	16,003	19,294	12,167
Interstate - Agent	249	220	277	218	1,227	1,032	986
Interstate - Liable	175	169	181	131	823	705	773
<b>Weeks Claimed (Excl. Liable)*</b>	<b>57,231</b>	<b>45,349</b>	<b>55,768</b>	<b>43,413</b>	<b>234,919</b>	<b>286,262</b>	<b>212,982</b>
Oregon	54,881	43,383	53,604	41,485	224,808	275,951	204,479
Interstate - Agent	2,350	1,966	2,164	1,928	10,111	10,311	8,503
Interstate - Liable	1,697	1,505	1,731	1,571	7,160	8,860	7,652
<b>New Combined Wage Claims</b>	<b>162</b>	<b>128</b>	<b>144</b>	<b>157</b>	<b>697</b>	<b>566</b>	<b>656</b>
<b>Non-monetary Determinations &amp; Redeter.</b>	<b>2,543</b>	<b>2,281</b>	<b>2,741</b>	<b>2,499</b>	<b>11,759</b>	<b>10,793</b>	<b>10,698</b>
<b>PAYMENTS: REGULAR BENEFITS</b>							
First Payments	2,860	2,000	2,925	2,185	12,104	13,468	10,890
Checks Issued	54,648	40,100	53,170	41,154	2,220,066	273,303	200,293
Gross Amount of Payments (\$)*	14,677,605	10,251,053	14,248,964	10,573,617	59,575,154	73,429,156	51,278,943
Average Check Amount (\$)*	268.58	255.64	267.99	256.93	26.83	268.67	256.02
Number Exhausting Benefits	998	847	1,004	784	4,192	4,143	3,875
<b>TRUST FUND</b>							
Receipts (in Millions) (\$)					INA	INA	INA
Balance (in Millions) (\$)	2,108.78	2,068.53	2,054.49	1,922.72	2,052.69	2,072.60	1,933.70

+ NTUR: Unemployment Compensation Amendment of 1992 specifies that a 2 month average NTUR be used to determine duration levels.

[http://www.oregon.gov/EMPLOY/BUDGET/UI/current\\_reports.shtml](http://www.oregon.gov/EMPLOY/BUDGET/UI/current_reports.shtml)

\* Excludes WORKSHARE program

UI Pub 102(02/05/04)

**Week #18 Ending May 3, 2008**

	This Week	Last Week	Cumulative
<b>EXTENDED BENEFITS (UI, UCFE, UCX)</b>			
Initial Claims (Excl. Liable)	0	0	0
Weeks Claimed (Excl. Liable)	0	0	0
Gross Amount of Payments (\$)	0	0	0
Number Exhausting Benefits	0	0	0

Oregon EB TUR Trigger "OFF" 01/10/2004. Alaska "OFF" 06/04/2005

<b>Misc Additional Benefits</b>			
Initial Claims (Excl. Liable)	0	0	0
Weeks Claimed (Excl. Liable)	1	1	17
Gross Amount of Payments (\$)	0	0	0
Number Exhausting Benefits	0	0	0

Cumulative Count started 01/01/2008.

<b>TRADE ADJUSTMENT ACT</b>			
Number of Active Petitions	412	409	412
Initial Claims	41	41	47,111
Weeks Claimed	651	619	2,902,888
Gross Amount of TRA Payments (\$)	251,365	254,004	75,792,862
Number Entered Training	4	0	27,774
Gross Amount of TAA Payments (\$)	47,831	69,994	87,227,509

Cumulative Count started 9/1/85.

<b>WORKSHARE PROGRAM</b>			
Initial Claims	33	50	30,791
Weeks Claimed	396	314	228,846
Gross Amount of Payments (\$)	27,256	25,851	52,703,389

Cumulative Count started 7/18/82.

<b>TRAINING UI (PTT)</b>			
Applications Accepted	55	51	43,960
Approved	42	49	41,573
Weeks Claimed	446	423	2,392,002
Gross Amount of Payments (\$)	130,791	130,054	25,213,148

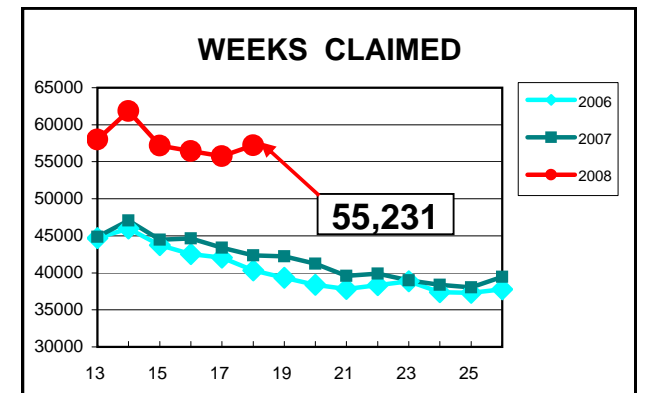
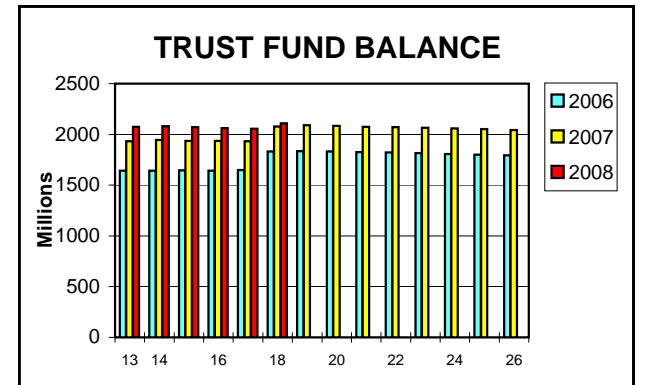
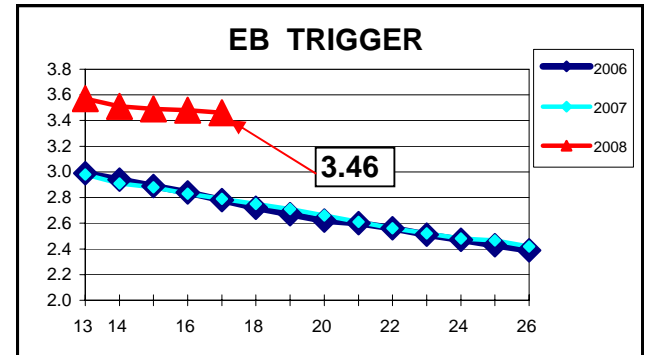
Cumulative Count started 4/3/83.

<b>SUD</b>			
Initial Claims	3	9	1,081
Weeks Claimed	150	141	7,434
Gross Amount of Payments (\$)	54,230	59,478	7,706,178

Cumulative Count started Week 35 - 9/1/2001.

<b>SELF EMPLOYMENT (SEA) MONTHLY</b>	Mar 2008	Feb 2008	Cumulative
Referred	31	53	2,288
Enrolled	28	32	1,852
Completed	26	25	962
<b>Weeks Claimed</b>	<b>592</b>	<b>446</b>	<b>30,533</b>
<b>Gross Amount of Payments (\$)</b>	<b>227,496</b>	<b>168,518</b>	<b>11,227,256</b>

Cumulative Count started 09/95. These are MONTHLY counts.



**Week #18 Ending May 3, 2008**

	<b>This Week</b>	<b>Last Week</b>	<b>Cumulative</b>
<b>DISASTER UNEMPLOYMENT ASSISTANCE (DUA)</b>			
Initial Claims	0	0	180
Weeks Claimed	10	9	471
Gross Amount of Payments (\$)	<b>1,708</b>	<b>1,568</b>	<b>111,217</b>
Insured	440	440	66,465
Self Employed	1,268	1,128	44,752
Number Exhausting Benefits	0	0	0

Announcement Date 12/12/2007

Cumulative Count started 12/22/2007