

# UNEMPLOYMENT INSURANCE STATISTICS

State of Oregon

EMPLOYMENT DEPARTMENT

UI Program Analysis

Rick Hawes

(503) 947-1711

LABOR FORCE DATA		This Month	Last Month	Last Year
		Apr 2008	Mar 2008	Apr 2007
Oregon Civilian Labor Force		1,941,388	1,943,489	1,910,407
Total Number Unemployed		108,273	121,627	96,993
UNEMPLOYMENT RATES (CIVILIAN)				
Total Unemployment	Oregon	5.6	6.3	5.1
	National	4.8	5.2	4.3
Seasonally Adjusted	Oregon	5.5	5.6	5.0
	National	5.0	5.1	4.5

Week #20 Ending May 17, 2008	THIS WEEK		LAST WEEK		This Month	Last Month	Last Year
	2008	2007	2008	2007	Apr 2008	Mar 2008	Apr 2007
<b>UNEMPLOYMENT RATES</b>							
Insured Unemployment: Oregon	3.13	2.45	3.29	2.51	3.75	3.30	2.47
EB Trigger	3.37	2.71	3.42	2.75			
Adjusted Insured Unemployment	4.07	3.30	4.11	3.34			
National Average TUR +	5.50	5.20	5.50	5.20			
<b>REGULAR CLAIMS (UI, UCFE, UCX)</b>					This Month	Last Month	Last Year
Initial Claims (Excl. Liable)*	6,595	4,811	7,064	5,809	33,704	35,399	27,124
Oregon - New	3,544	2,387	3,368	3,013	16,474	15,073	13,971
Additional	2,834	2,217	3,449	2,576	16,003	19,294	12,167
Interstate - Agent	217	207	247	220	1,227	1,032	986
Interstate - Liable	178	136	143	194	823	705	773
Weeks Claimed (Excl. Liable)*	53,610	41,253	56,322	42,226	234,919	286,262	212,982
Oregon	51,473	39,314	54,085	40,401	224,808	275,951	204,479
Interstate - Agent	2,137	1,939	2,237	1,825	10,111	10,311	8,503
Interstate - Liable	1,581	1,574	1,638	1,535	7,160	8,860	7,652
New Combined Wage Claims	162	119	135	116	697	566	656
Non-monetary Determinations & Redeter.	2,617	2,358	2,631	2,317	11,759	10,793	10,698
<b>PAYMENTS: REGULAR BENEFITS</b>							
First Payments	2,697	2,606	3,073	2,061	12,104	13,468	10,890
Checks Issued	50,847	38,913	53,431	39,643	2,220,066	273,303	200,293
Gross Amount of Payments (\$)*	13,649,414	10,128,061	14,363,478	10,181,429	59,575,154	73,429,156	51,278,943
Average Check Amount (\$)*	268.44	260.27	268.82	256.83	26.83	268.67	256.02
Number Exhausting Benefits	1,134	856	1,092	876	4,192	4,143	3,875
<b>TRUST FUND</b>							
Receipts (in Millions) (\$)					INA	INA	INA
Balance (in Millions) (\$)	2,177.27	2,076.24	2,186.41	2,082.57	2,052.69	2,072.60	1,933.70

+ NTUR: Unemployment Compensation Amendment of 1992 specifies that a 2 month average NTUR be used to determine duration levels.

[http://www.oregon.gov/EMPLOY/BUDGET/UI/current\\_reports.shtml](http://www.oregon.gov/EMPLOY/BUDGET/UI/current_reports.shtml)

\* Excludes WORKSHARE program

UI Pub 102(02/05/04)

**Week #20 Ending May 17, 2008**

	This Week	Last Week	Cumulative
<b>EXTENDED BENEFITS (UI, UCFE, UCX)</b>			
Initial Claims (Excl. Liable)	0	0	0
Weeks Claimed (Excl. Liable)	0	0	0
Gross Amount of Payments (\$)	0	0	0
Number Exhausting Benefits	0	0	0

Oregon EB TUR Trigger "OFF" 01/10/2004. Alaska "OFF" 06/04/2005

<b>Misc Additional Benefits</b>			
Initial Claims (Excl. Liable)	0	0	0
Weeks Claimed (Excl. Liable)	1	1	19
Gross Amount of Payments (\$)	0	0	0
Number Exhausting Benefits	0	0	0

Cumulative Count started 01/01/2008.

<b>TRADE ADJUSTMENT ACT</b>			
Number of Active Petitions	413	413	413
Initial Claims	45	83	47,239
Weeks Claimed	625	616	2,904,129
Gross Amount of TRA Payments (\$)	254,118	247,663	76,294,643
Number Entered Training	0	0	27,774
Gross Amount of TAA Payments (\$)	71,003	123,435	87,421,947

Cumulative Count started 9/1/85.

<b>WORKSHARE PROGRAM</b>			
Initial Claims	75	83	30,949
Weeks Claimed	344	323	229,513
Gross Amount of Payments (\$)	24,213	20,058	52,747,660

Cumulative Count started 7/18/82.

<b>TRAINING UI (PTT)</b>			
Applications Accepted	37	64	44,061
Approved	32	54	41,659
Weeks Claimed	454	438	2,392,894
Gross Amount of Payments (\$)	130,622	133,513	25,477,283

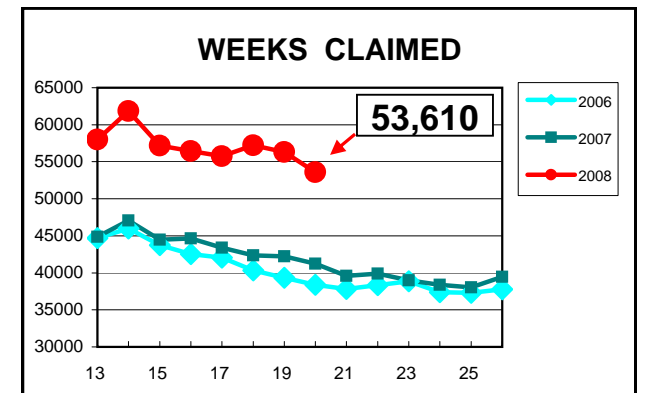
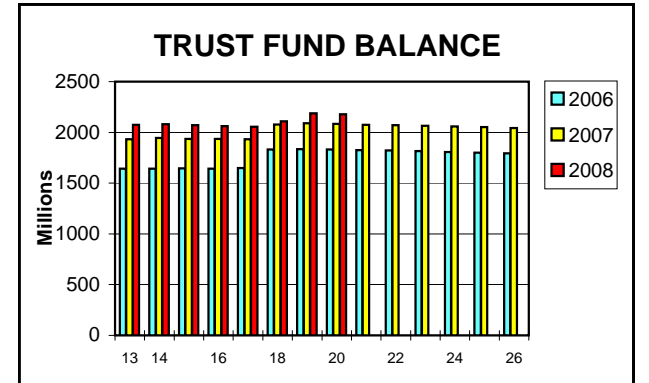
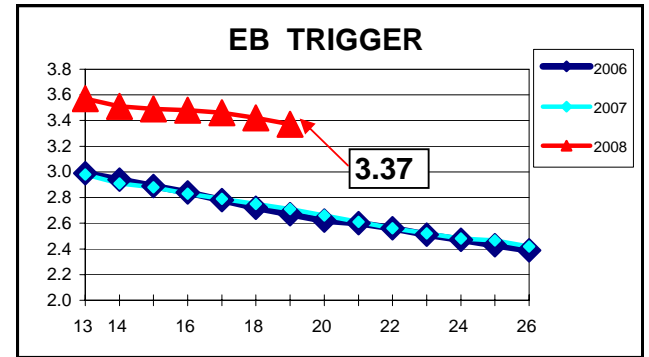
Cumulative Count started 4/3/83.

<b>SUD</b>			
Initial Claims	2	9	1,092
Weeks Claimed	158	155	7,747
Gross Amount of Payments (\$)	59,736	61,093	7,827,007

Cumulative Count started Week 35 - 9/1/2001.

<b>SELF EMPLOYMENT (SEA) MONTHLY</b>	Apr 2008	Mar 2008	Cumulative
Referred	35	31	2,323
Enrolled	47	28	1,899
Completed	1	26	963
<b>Weeks Claimed</b>	<b>249</b>	<b>592</b>	<b>30,782</b>
<b>Gross Amount of Payments (\$)</b>	<b>94,333</b>	<b>227,496</b>	<b>11,291,589</b>

Cumulative Count started 09/95. These are MONTHLY counts.



**Week #20 Ending May 17, 2008**

	<b>This Week</b>	<b>Last Week</b>	<b>Cumulative</b>
<b>DISASTER UNEMPLOYMENT ASSISTANCE (DUA)</b>			
Initial Claims	0	0	180
Weeks Claimed	7	6	484
Gross Amount of Payments (\$)	<b>1,288</b>	<b>1,148</b>	<b>113,617</b>
Insured	440	440	67,309
Self Employed	848	708	46,308
Number Exhausting Benefits	0	0	0

Announcement Date 12/12/2007

Cumulative Count started 12/22/2007