

UNEMPLOYMENT INSURANCE STATISTICS

State of Oregon

EMPLOYMENT DEPARTMENT

UI Program Analysis

Rick Hawes

(503) 947-1711

LABOR FORCE DATA		This Month	Last Month	Last Year
		Apr 2008	Mar 2008	Apr 2007
Oregon Civilian Labor Force		1,941,388	1,943,489	1,910,407
Total Number Unemployed		108,273	121,627	96,993
UNEMPLOYMENT RATES (CIVILIAN)				
Total Unemployment	Oregon	5.6	6.3	5.1
	National	4.8	5.2	4.3
Seasonally Adjusted	Oregon	5.5	5.6	5.0
	National	5.0	5.1	4.5

Week #21 Ending May 24, 2008	THIS WEEK		LAST WEEK		This Month	Last Month	Last Year
	2008	2007	2008	2007	Apr 2008	Mar 2008	Apr 2007
UNEMPLOYMENT RATES							
Insured Unemployment: Oregon	3.08	2.35	3.13	2.45	3.75	3.30	2.47
EB Trigger	3.34	2.66	3.37	2.71			
Adjusted Insured Unemployment	4.03	3.26	4.07	3.30			
National Average TUR +	5.50	5.20	5.50	5.20			
REGULAR CLAIMS (UI, UCFE, UCX)					This Month	Last Month	Last Year
					Apr 2008	Mar 2008	Apr 2007
Initial Claims (Excl. Liable)*	6,455	6,089	6,595	4,811	33,704	35,399	27,124
Oregon - New	2,999	3,042	3,544	2,387	16,474	15,073	13,971
Additional	3,230	2,857	2,834	2,217	16,003	19,294	12,167
Interstate - Agent	226	190	217	207	1,227	1,032	986
Interstate - Liable	136	201	178	136	823	705	773
Weeks Claimed (Excl. Liable)*	52,674	39,588	53,610	41,253	234,919	286,262	212,982
Oregon	50,499	37,911	51,473	39,314	224,808	275,951	204,479
Interstate - Agent	2,175	1,677	2,137	1,939	10,111	10,311	8,503
Interstate - Liable	1,573	1,445	1,581	1,574	7,160	8,860	7,652
New Combined Wage Claims	165	109	162	119	697	566	656
Non-monetary Determinations & Redeter.	2,576	2,367	2,617	2,358	11,759	10,793	10,698
PAYMENTS: REGULAR BENEFITS							
First Payments	2,631	2,032	2,697	2,606	12,104	13,468	10,890
Checks Issued	50,265	37,715	50,847	38,913	2,220,066	273,303	200,293
Gross Amount of Payments (\$)*	13,530,897	9,746,330	13,649,414	10,128,061	59,575,154	73,429,156	51,278,943
Average Check Amount (\$)*	269.19	258.42	268.44	260.27	26.83	268.67	256.02
Number Exhausting Benefits	1,064	824	1,134	856	4,192	4,143	3,875
TRUST FUND							
Receipts (in Millions) (\$)					INA	INA	INA
Balance (in Millions) (\$)	2,166.67	2,069.91	2,177.27	2,076.24	2,052.69	2,072.60	1,933.70

+ NTUR: Unemployment Compensation Amendment of 1992 specifies that a 2 month average NTUR be used to determine duration levels.

http://www.oregon.gov/EMPLOY/BUDGET/UI/current_reports.shtml

* Excludes WORKSHARE program

UI Pub 102(02/05/04)

Week #21 Ending May 24, 2008

	This Week	Last Week	Cumulative
EXTENDED BENEFITS (UI, UCFE, UCX)			
Initial Claims (Excl. Liable)	0	0	0
Weeks Claimed (Excl. Liable)	0	0	0
Gross Amount of Payments (\$)	0	0	0
Number Exhausting Benefits	0	0	0

Oregon EB TUR Trigger "OFF" 01/10/2004. Alaska "OFF" 06/04/2005

Misc Additional Benefits			
Initial Claims (Excl. Liable)	0	0	0
Weeks Claimed (Excl. Liable)	1	1	20
Gross Amount of Payments (\$)	0	0	0
Number Exhausting Benefits	0	0	0

Cumulative Count started 01/01/2008.

TRADE ADJUSTMENT ACT			
Number of Active Petitions	413	413	413
Initial Claims	26	45	47,265
Weeks Claimed	657	625	2,904,786
Gross Amount of TRA Payments (\$)	271,332	254,118	76,565,975
Number Entered Training	1	0	27,775
Gross Amount of TAA Payments (\$)	236,984	71,003	87,661,631

Cumulative Count started 9/1/85.

WORKSHARE PROGRAM			
Initial Claims	34	75	30,983
Weeks Claimed	439	344	229,952
Gross Amount of Payments (\$)	25,523	24,213	52,773,183

Cumulative Count started 7/18/82.

TRAINING UI (PTT)			
Applications Accepted	49	37	44,110
Approved	39	32	41,698
Weeks Claimed	431	454	2,393,325
Gross Amount of Payments (\$)	127,575	130,622	25,604,858

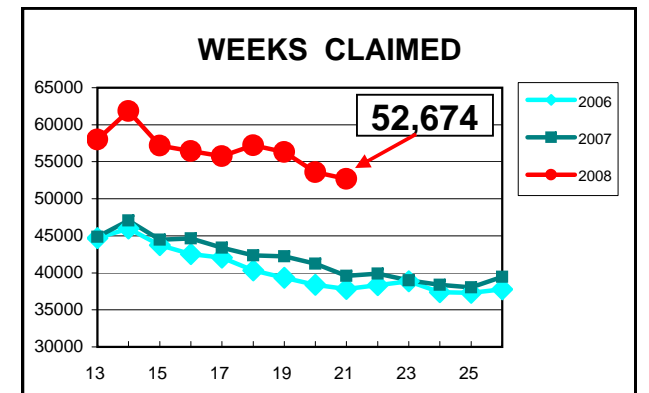
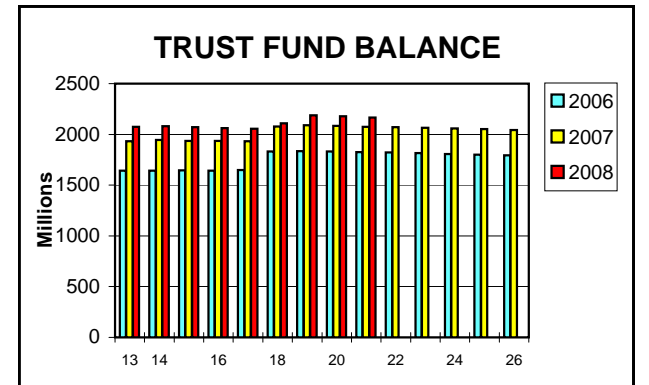
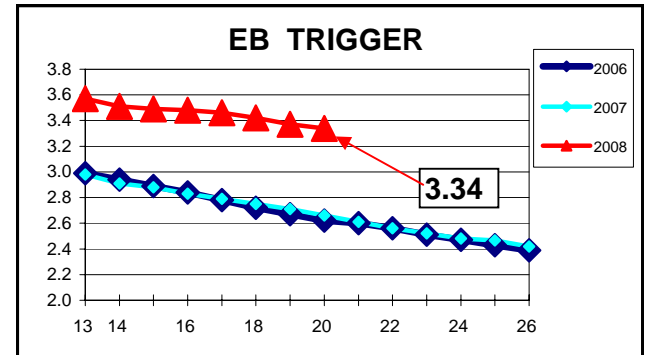
Cumulative Count started 4/3/83.

SUD			
Initial Claims	4	2	1,096
Weeks Claimed	153	158	7,900
Gross Amount of Payments (\$)	56,695	59,736	7,883,702

Cumulative Count started Week 35 - 9/1/2001.

SELF EMPLOYMENT (SEA) MONTHLY	Apr 2008	Mar 2008	Cumulative
Referred	35	31	2,323
Enrolled	47	28	1,899
Completed	1	26	963
Weeks Claimed	364	592	30,897
Gross Amount of Payments (\$)	136,127	227,496	11,333,383

Cumulative Count started 09/95. These are MONTHLY counts.



Week #21 Ending May 24, 2008

	This Week	Last Week	Cumulative
DISASTER UNEMPLOYMENT ASSISTANCE (DUA)			
Initial Claims	0	0	180
Weeks Claimed	6	7	490
Gross Amount of Payments (\$)	1,148	1,288	114,765
Insured	440	440	67,749
Self Employed	708	848	47,016
Number Exhausting Benefits	0	0	0

Announcement Date 12/12/2007

Cumulative Count started 12/22/2007