

UNEMPLOYMENT INSURANCE STATISTICS

State of Oregon
EMPLOYMENT DEPARTMENT

UI Program Analysis
Rick Hawes
(503) 947-1711

		This Month	Last Month	Last Year
LABOR FORCE DATA		Apr 2008	Mar 2008	Apr 2007
Oregon Civilian Labor Force		1,941,388	1,943,489	1,910,407
Total Number Unemployed		108,273	121,627	96,993
UNEMPLOYMENT RATES (CIVILIAN)				
Total Unemployment	Oregon	5.6	6.3	5.1
	National	4.8	5.2	4.3
Seasonally Adjusted	Oregon	5.5	5.6	5.0
	National	5.0	5.1	4.5

Week #22 Ending May 31, 2008	THIS WEEK		LAST WEEK		This Month	Last Month	Last Year
	2008	2007	2008	2007	Apr 2008	Mar 2008	Apr 2007
UNEMPLOYMENT RATES							
Insured Unemployment: Oregon	3.05	2.37	3.08	2.35	3.75	3.30	2.47
EB Trigger	3.31	2.61	3.34	2.66			
Adjusted Insured Unemployment	4.00	3.21	4.03	3.26			
National Average TUR +	5.50	5.20	5.50	5.20			
REGULAR CLAIMS (UI, UCFE, UCX)							
Initial Claims (Excl. Liable)*	7,059	5,250	6,455	6,089	29,667	33,704	25,198
Oregon - New	2,544	2,259	2,999	3,042	13,907	16,474	12,516
Additional	4,306	2,791	3,230	2,857	14,861	16,003	11,646
Interstate - Agent	209	200	226	190	899	1,227	1,036
Interstate - Liable	144	125	136	201	654	823	751
Weeks Claimed (Excl. Liable)*	52,138	39,882	52,674	39,588	217,919	234,919	170,535
Oregon	50,287	38,273	50,499	37,911	208,579	224,808	162,314
Interstate - Agent	1,851	1,609	2,175	1,677	9,340	10,111	8,221
Interstate - Liable	1,553	1,460	1,573	1,445	6,422	7,160	6,231
New Combined Wage Claims	96	107	165	109	625	697	517
Non-monetary Determinations & Redeter.	2,011	1,877	2,576	2,367	10,914	11,759	10,295
PAYMENTS: REGULAR BENEFITS							
First Payments	2,348	1,979	2,631	2,032	11,252	12,104	9,343
Checks Issued	49,540	37,172	50,265	37,715	207,167	2,220,066	160,121
Gross Amount of Payments (\$)*	13,397,134	9,758,447	13,530,897	9,746,330	55,725,244	59,575,154	41,500,540
Average Check Amount (\$)*	270.43	262.52	269.19	258.42	268.99	26.83	259.18
Number Exhausting Benefits	1,144	769	1,064	824	4,469	4,192	3,445
TRUST FUND							
Receipts (in Millions) (\$)					INA	INA	INA
Balance (in Millions) (\$)	2,157.34	2,062.74	2,166.67	2,069.91	2,157.34	2,052.69	2,062.74

+ NTUR: Unemployment Compensation Amendment of 1992 specifies that a 2 month average NTUR be used to determine duration levels.

http://www.oregon.gov/EMPLOY/BUDGET/UI/current_reports.shtml

* Excludes WORKSHARE program

UI Pub 102(02/05/04)

Week #22 Ending May 31, 2008

	This Week	Last Week	Cumulative
EXTENDED BENEFITS (UI, UCFE, UCX)			
Initial Claims (Excl. Liable)	0	0	0
Weeks Claimed (Excl. Liable)	0	0	0
Gross Amount of Payments (\$)	0	0	0
Number Exhausting Benefits	0	0	0

Oregon EB TUR Trigger "OFF" 01/10/2004. Alaska "OFF" 06/04/2005

Misc Additional Benefits			
Initial Claims (Excl. Liable)	0	0	0
Weeks Claimed (Excl. Liable)	1	1	21
Gross Amount of Payments (\$)	0	0	0
Number Exhausting Benefits	0	0	0

Cumulative Count started 01/01/2008.

TRADE ADJUSTMENT ACT			
Number of Active Petitions	413	413	413
Initial Claims	39	26	47,304
Weeks Claimed	627	657	2,905,413
Gross Amount of TRA Payments (\$)	257,442	271,332	76,823,417
Number Entered Training	1	1	27,776
Gross Amount of TAA Payments (\$)	123,289	236,984	87,784,920

Cumulative Count started 9/1/85.

WORKSHARE PROGRAM			
Initial Claims	151	34	31,134
Weeks Claimed	570	439	230,522
Gross Amount of Payments (\$)	23,948	25,523	52,797,131

Cumulative Count started 7/18/82.

TRAINING UI (PTT)			
Applications Accepted	37	49	44,147
Approved	35	39	42,003
Weeks Claimed	413	431	2,393,738
Gross Amount of Payments (\$)	118,703	127,575	25,723,561

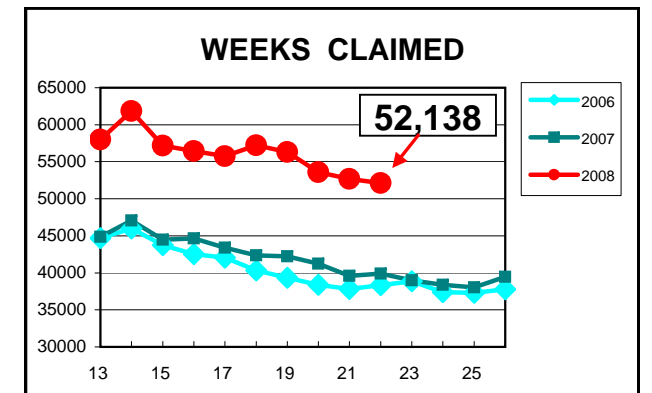
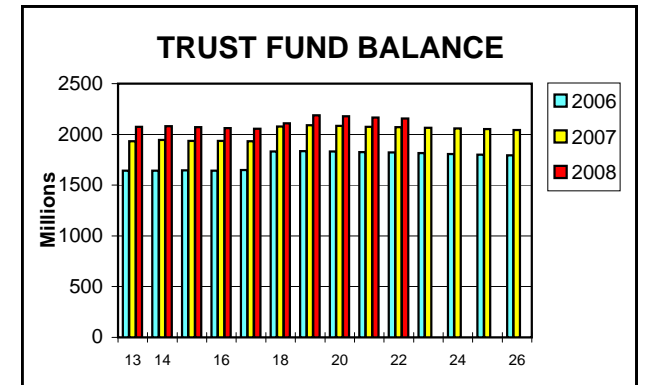
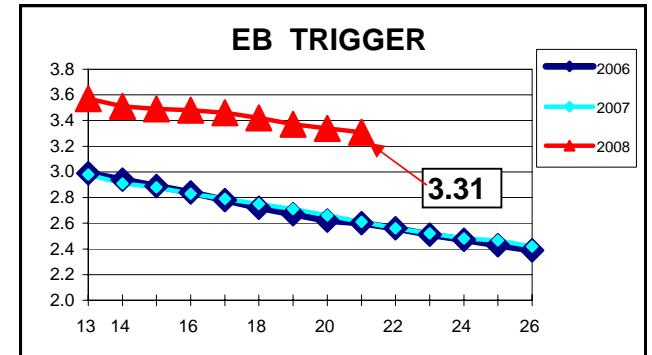
Cumulative Count started 4/3/83.

SUD			
Initial Claims	6	4	1,102
Weeks Claimed	163	153	8,063
Gross Amount of Payments (\$)	64,524	56,695	7,948,226

Cumulative Count started Week 35 - 9/1/2001.

SELF EMPLOYMENT (SEA) MONTHLY	Apr 2008	Mar 2008	Cumulative
Referred	35	31	2,323
Enrolled	47	28	1,899
Completed	1	26	963
Weeks Claimed	491	592	31,024
Gross Amount of Payments (\$)	186,737	227,496	11,383,993

Cumulative Count started 09/95. These are MONTHLY counts.



Week #22 Ending May 31, 2008

	This Week	Last Week	Cumulative
DISASTER UNEMPLOYMENT ASSISTANCE (DUA)			
Initial Claims	0	0	180
Weeks Claimed	6	6	496
Gross Amount of Payments (\$)	1,008	1,148	115,773
Insured	440	440	68,189
Self Employed	568	708	47,584
Number Exhausting Benefits	0	0	0

Announcement Date 12/12/2007

Cumulative Count started 12/22/2007