

UNEMPLOYMENT INSURANCE STATISTICS

State of Oregon

EMPLOYMENT DEPARTMENT

UI Program Analysis

Rick Hawes

(503) 947-1711

LABOR FORCE DATA		This Month	Last Month	Last Year
		Apr 2008	Mar 2008	Apr 2007
Oregon Civilian Labor Force		1,941,388	1,943,489	1,910,407
Total Number Unemployed		108,273	121,627	96,993
UNEMPLOYMENT RATES (CIVILIAN)				
Total Unemployment	Oregon	5.6	6.3	5.1
	National	4.8	5.2	4.3
Seasonally Adjusted	Oregon	5.5	5.6	5.0
	National	5.0	5.1	4.5

Week #23 Ending June 07, 2008	THIS WEEK		LAST WEEK		This Month	Last Month	Last Year
	2008	2007	2008	2007	May 2008	Apr 2008	May 2007
UNEMPLOYMENT RATES							
Insured Unemployment: Oregon	3.17	2.31	3.05	2.37	2.96	3.75	2.20
EB Trigger	3.28	2.56	3.31	2.61			
Adjusted Insured Unemployment	3.98	3.16	4.00	3.21			
National Average TUR +	5.50	5.20	5.50	5.20			
REGULAR CLAIMS (UI, UCFE, UCX)					This Month	Last Month	Last Year
Initial Claims (Excl. Liable)*	8,586	5,633	7,059	5,250	May 2008	Apr 2008	May 2007
Oregon - New	4,230	2,918	2,544	2,259	29,667	33,704	25,198
Additional	4,137	2,541	4,306	2,791	13,907	16,474	12,516
Interstate - Agent	219	174	209	200	14,861	16,003	11,646
Interstate - Liable	216	153	144	125	899	1,227	1,036
Weeks Claimed (Excl. Liable)*	54,216	38,969	52,138	39,882	654	823	751
Oregon	52,119	37,227	50,287	38,273	217,919	234,919	170,535
Interstate - Agent	2,097	1,742	1,851	1,609	208,579	224,808	162,314
Interstate - Liable	1,606	1,425	1,553	1,460	9,340	10,111	8,221
New Combined Wage Claims	123	116	96	107	6,422	7,160	6,231
Non-monetary Determinations & Redeter.	2,415	2,239	2,011	1,877	625	697	517
PAYMENTS: REGULAR BENEFITS					10,914	11,759	10,295
First Payments	2,755	1,859	2,348	1,979			
Checks Issued	51,734	36,727	49,540	37,172	11,252	12,104	9,343
Gross Amount of Payments (\$)*	14,040,580	9,609,727	13,397,134	9,758,447	207,167	2,220,066	160,121
Average Check Amount (\$)*	271.40	261.65	270.43	262.52	55,725,244	59,575,154	41,500,540
Number Exhausting Benefits	1,009	730	1,144	769	268.99	26.83	259.18
TRUST FUND					4,469	4,192	3,445
Receipts (in Millions) (\$)					INA	INA	INA
Balance (in Millions) (\$)	2,145.39	2,055.46	2,157.34	2,062.74	2,157.34	2,052.69	2,062.74

+ NTUR: Unemployment Compensation Amendment of 1992 specifies that a 2 month average NTUR be used to determine duration levels.

http://www.oregon.gov/EMPLOY/BUDGET/UI/current_reports.shtml

* Excludes WORKSHARE program

UI Pub 102(02/05/04)

Week #23 Ending June 07, 2008

	This Week	Last Week	Cumulative
EXTENDED BENEFITS (UI, UCFE, UCX)			
Initial Claims (Excl. Liable)	0	0	0
Weeks Claimed (Excl. Liable)	0	0	0
Gross Amount of Payments (\$)	0	0	0
Number Exhausting Benefits	0	0	0

Oregon EB TUR Trigger "OFF" 01/10/2004. Alaska "ON" 06/01/2008

Misc Additional Benefits			
Initial Claims (Excl. Liable)	0	0	0
Weeks Claimed (Excl. Liable)	1	1	22
Gross Amount of Payments (\$)	0	0	0
Number Exhausting Benefits	0	0	0

Cumulative Count started 01/01/2008.

TRADE ADJUSTMENT ACT			
Number of Active Petitions	413	413	413
Initial Claims	64	39	47,368
Weeks Claimed	650	627	2,906,063
Gross Amount of TRA Payments (\$)	267,669	257,442	77,091,086
Number Entered Training	5	1	27,781
Gross Amount of TAA Payments (\$)	21,966	123,289	87,806,886

Cumulative Count started 9/1/85.

WORKSHARE PROGRAM			
Initial Claims	34	151	31,168
Weeks Claimed	266	570	230,788
Gross Amount of Payments (\$)	13,578	23,948	52,810,709

Cumulative Count started 7/18/82.

TRAINING UI (PTT)			
Applications Accepted	32	37	44,179
Approved	28	35	42,031
Weeks Claimed	396	413	2,394,134
Gross Amount of Payments (\$)	114,077	118,703	25,837,638

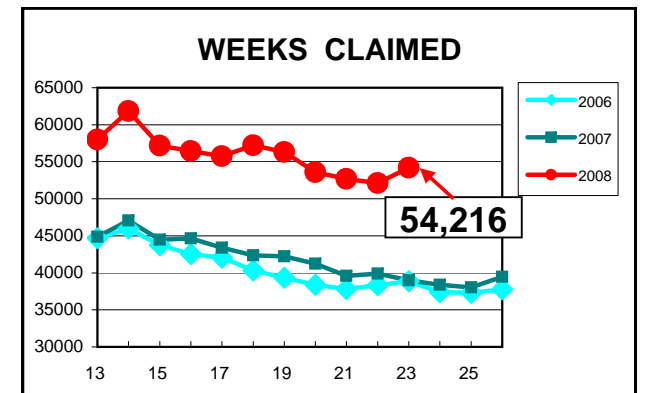
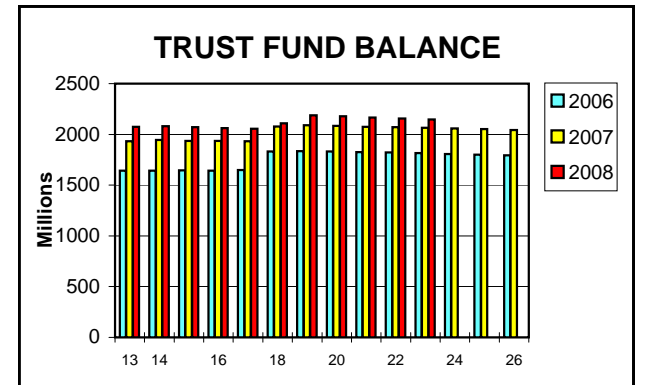
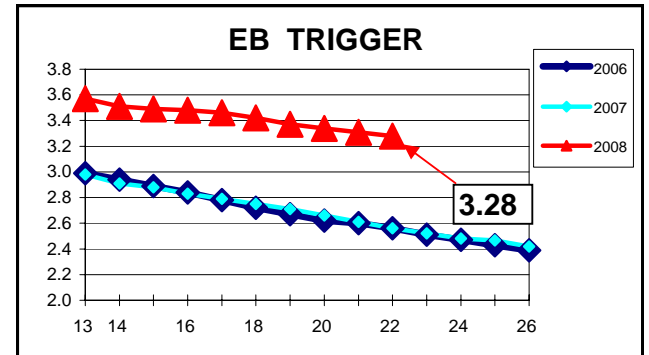
Cumulative Count started 4/3/83.

SUD			
Initial Claims	5	6	1,107
Weeks Claimed	158	163	8,221
Gross Amount of Payments (\$)	61,413	64,524	8,009,639

Cumulative Count started Week 35 - 9/1/2001.

SELF EMPLOYMENT (SEA) MONTHLY	May 2008	Apr 2008	Cumulative
Referred	35	35	2,358
Enrolled	38	47	1,937
Completed	1	1	964
Weeks Claimed	110	491	31,134
Gross Amount of Payments (\$)	42,944	186,737	11,426,937

Cumulative Count started 09/95. These are MONTHLY counts.



Week #23 Ending June 07, 2008

	This Week	Last Week	Cumulative
DISASTER UNEMPLOYMENT ASSISTANCE (DUA)			
Initial Claims	0	0	180
Weeks Claimed	7	6	496
Gross Amount of Payments (\$)	1,288	1,008	117,062
Insured	440	440	68,629
Self Employed	848	568	48,432
Number Exhausting Benefits	1	0	1

Announcement Date 12/12/2007

Cumulative Count started 12/22/2007