

UNEMPLOYMENT INSURANCE STATISTICS

State of Oregon
EMPLOYMENT DEPARTMENT

UI Program Analysis
Rick Hawes
(503) 947-1711

LABOR FORCE DATA		This Month	Last Month	Last Year
		Apr 2008	Mar 2008	Apr 2007
Oregon Civilian Labor Force		1,941,388	1,943,489	1,910,407
Total Number Unemployed		108,273	121,627	96,993
UNEMPLOYMENT RATES (CIVILIAN)				
Total Unemployment	Oregon	5.6	6.3	5.1
	National	4.8	5.2	4.3
Seasonally Adjusted	Oregon	5.5	5.6	5.0
	National	5.0	5.1	4.5

Week #24 Ending June 14, 2008	THIS WEEK		LAST WEEK		This Month	Last Month	Last Year
	2008	2007	2008	2007	May 2008	Apr 2008	May 2007
UNEMPLOYMENT RATES							
Insured Unemployment: Oregon	3.07	2.28	3.17	2.31	2.96	3.75	2.20
EB Trigger	3.25	2.52	3.28	2.56			
Adjusted Insured Unemployment	4.02	3.15	3.98	3.16			
National Average TUR +	5.50	5.20	5.50	5.20			
REGULAR CLAIMS (UI, UCFE, UCX)					This Month	Last Month	Last Year
Initial Claims (Excl. Liable)*	7,835	5,444	8,586	5,633	May 2008	Apr 2008	May 2007
Oregon - New	4,154	2,923	4,230	2,918	29,667	33,704	25,198
Additional	3,472	2,317	4,137	2,541	13,907	16,474	12,516
Interstate - Agent	209	204	219	174	14,861	16,003	11,646
Interstate - Liable	190	164	216	153	899	1,227	1,036
Weeks Claimed (Excl. Liable)*	52,462	38,395	54,216	38,969	654	823	751
Oregon	50,431	36,690	52,119	37,227	217,919	234,919	170,535
Interstate - Agent	2,031	1,705	2,097	1,742	208,579	224,808	162,314
Interstate - Liable	1,600	1,442	1,606	1,425	9,340	10,111	8,221
New Combined Wage Claims	151	89	123	116	6,422	7,160	6,231
Non-monetary Determinations & Redeter.	2,348	2,353	2,415	2,239	625	697	517
PAYMENTS: REGULAR BENEFITS							
First Payments	2,298	1,826	2,755	1,859	11,252	12,104	9,343
Checks Issued	49,010	36,044	51,734	36,727	207,167	2,220,066	160,121
Gross Amount of Payments (\$)*	13,407,340	9,414,292	14,040,580	9,609,727	55,725,244	59,575,154	41,500,540
Average Check Amount (\$)*	273.56	261.19	271.40	261.65	268.99	26.83	259.18
Number Exhausting Benefits	1,057	754	1,009	730	4,469	4,192	3,445
TRUST FUND							
Receipts (in Millions) (\$)					INA	INA	INA
Balance (in Millions) (\$)	2,132.87	2,047.72	2,145.39	2,055.46	2,157.34	2,052.69	2,062.74

+ NTUR: Unemployment Compensation Amendment of 1992 specifies that a 2 month average NTUR be used to determine duration levels.

http://www.oregon.gov/EMPLOY/BUDGET/UI/current_reports.shtml

* Excludes WORKSHARE program

Week #24 Ending June 14, 2008

	This Week	Last Week	Cumulative
EXTENDED BENEFITS (UI, UCFE, UCX)			
Initial Claims (Excl. Liable)	12	0	12
Weeks Claimed (Excl. Liable)	0	0	0
Gross Amount of Payments (\$)	0	0	0
Number Exhausting Benefits	0	0	0

Oregon EB TUR Trigger "OFF" 01/10/2004. Alaska "ON" 06/01/2008

Misc Additional Benefits			
Initial Claims (Excl. Liable)	0	0	0
Weeks Claimed (Excl. Liable)	1	1	23
Gross Amount of Payments (\$)	0	0	0
Number Exhausting Benefits	0	0	0

Cumulative Count started 01/01/2008.

TRADE ADJUSTMENT ACT			
Number of Active Petitions	416	413	413
Initial Claims	69	64	47,437
Weeks Claimed	632	650	2,906,695
Gross Amount of TRA Payments (\$)	261,643	267,669	77,325,729
Number Entered Training	15	5	27,796
Gross Amount of TAA Payments (\$)	443,247	21,966	88,250,133

Cumulative Count started 9/1/85.

WORKSHARE PROGRAM			
Initial Claims	27	34	31,195
Weeks Claimed	375	266	231,163
Gross Amount of Payments (\$)	29,290	13,578	52,839,999

Cumulative Count started 7/18/82.

TRAINING UI (PTT)			
Applications Accepted	44	32	44,223
Approved	37	28	42,068
Weeks Claimed	391	396	2,394,525
Gross Amount of Payments (\$)	116,037	114,077	25,953,675

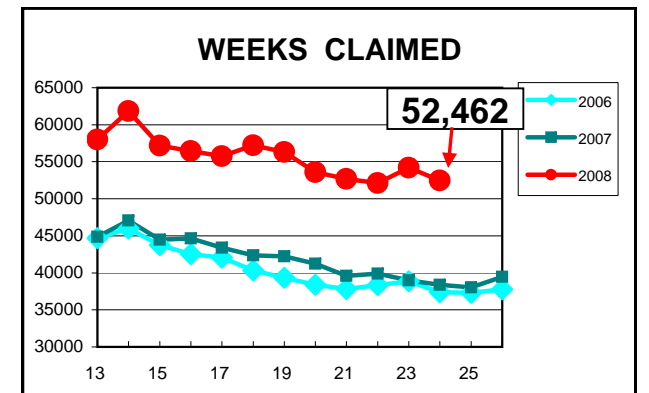
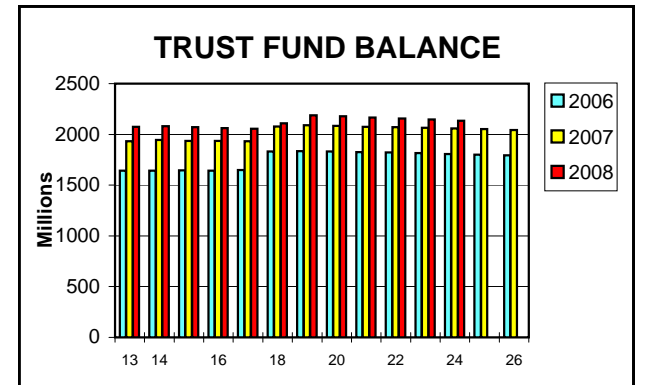
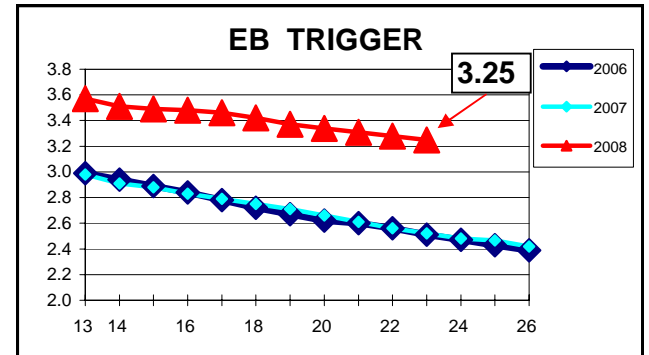
Cumulative Count started 4/3/83.

SUD			
Initial Claims	3	5	1,110
Weeks Claimed	163	158	8,384
Gross Amount of Payments (\$)	64,161	61,413	8,073,800

Cumulative Count started Week 35 - 9/1/2001.

SELF EMPLOYMENT (SEA) MONTHLY	May 2008	Apr 2008	Cumulative
Referred	35	35	2,358
Enrolled	38	47	1,937
Completed	1	1	964
Weeks Claimed	233	491	31,257
Gross Amount of Payments (\$)	89,693	186,737	11,473,686

Cumulative Count started 09/95. These are MONTHLY counts.



Week #24 Ending June 14, 2008

	This Week	Last Week	Cumulative
DISASTER UNEMPLOYMENT ASSISTANCE (DUA)			
Initial Claims	0	0	180
Weeks Claimed	5	7	501
Gross Amount of Payments (\$)	1,008	1,288	118,075
Insured	440	440	69,069
Self Employed	568	848	49,000
Number Exhausting Benefits	5	1	6

Announcement Date 12/12/2007

Cumulative Count started 12/22/2007