

UNEMPLOYMENT INSURANCE STATISTICS

State of Oregon
EMPLOYMENT DEPARTMENT

UI Program Analysis
Rick Hawes
(503) 947-1711

LABOR FORCE DATA		This Month	Last Month	Last Year
		May 2008	Apr 2008	May 2007
Oregon Civilian Labor Force		1,939,069	1,940,711	1,913,060
Total Number Unemployed		102,543	107,055	90,918
UNEMPLOYMENT RATES (CIVILIAN)				
Total Unemployment	Oregon	5.3	5.5	4.8
	National	5.2	4.8	4.3
Seasonally Adjusted	Oregon	5.6	5.4	5.1
	National	5.5	5.0	4.5

Week #26 Ending June 28, 2008	THIS WEEK		LAST WEEK		This Month	Last Month	Last Year
	2008	2007	2008	2007	May 2008	Apr 2008	May 2007
UNEMPLOYMENT RATES							
Insured Unemployment: Oregon	3.08	2.34	3.08	2.26	2.96	3.75	2.20
EB Trigger	3.21	2.46	3.23	2.48			
Adjusted Insured Unemployment	3.97	3.09	3.99	3.11			
National Average TUR +	5.60	5.10	5.60	5.10			
REGULAR CLAIMS (UI, UCFE, UCX)					This Month	Last Month	Last Year
					May 2008	Apr 2008	May 2007
Initial Claims (Excl. Liable)*	6,908	5,540	7,864	6,459	29,667	33,704	25,198
Oregon - New	3,242	2,583	4,144	3,266	13,907	16,474	12,516
Additional	3,402	2,746	3,474	2,962	14,861	16,003	11,646
Interstate - Agent	264	211	246	231	899	1,227	1,036
Interstate - Liable	183	176	187	175	654	823	751
Weeks Claimed (Excl. Liable)*	52,685	39,462	52,598	38,052	217,919	234,919	170,535
Oregon	50,616	37,784	50,659	36,390	208,579	224,808	162,314
Interstate - Agent	2,069	1,678	1,939	1,662	9,340	10,111	8,221
Interstate - Liable	1,613	1,451	1,626	1,394	6,422	7,160	6,231
New Combined Wage Claims	126	122	139	117	625	697	517
Non-monetary Determinations & Redeter.	2,348	2,428	2,304	2,287	10,914	11,759	10,295
PAYMENTS: REGULAR BENEFITS							
First Payments	2,698	2,243	2,830	2,150	11,252	12,104	9,343
Checks Issued	48,630	35,679	48,370	35,280	207,167	2,220,066	160,121
Gross Amount of Payments (\$)*	13,124,760	9,319,424	13,143,162	9,253,759	55,725,244	59,575,154	41,500,540
Average Check Amount (\$)*	269.89	261.20	271.72	262.29	268.99	26.83	259.18
Number Exhausting Benefits	914	632	985	689	4,469	4,192	3,445
TRUST FUND							
Receipts (in Millions) (\$)					INA	INA	INA
Balance (in Millions) (\$)	2,095.20	2,055.19	2,120.98	2,040.82	2,157.34	2,052.69	2,062.74

+ NTUR: Unemployment Compensation Amendment of 1992 specifies that a 2 month average NTUR be used to determine duration levels.

http://www.oregon.gov/EMPLOY/BUDGET/UI/current_reports.shtml

* Excludes WORKSHARE program

UI Pub 102(02/05/04)

Week #26 Ending June 28, 2008

	This Week	Last Week	Cumulative
EXTENDED BENEFITS (UI, UCFE, UCX)			
Initial Claims (Excl. Liable)	3	11	26
Weeks Claimed (Excl. Liable)	11	29	40
Gross Amount of Payments (\$)	0	0	0
Number Exhausting Benefits	0	0	0

Oregon EB TUR Trigger "OFF" 01/10/2004. Alaska "ON" 06/01/2008

Misc Additional Benefits			
Initial Claims (Excl. Liable)	0	0	0
Weeks Claimed (Excl. Liable)	2	1	26
Gross Amount of Payments (\$)	0	0	0
Number Exhausting Benefits	0	0	0

Cumulative Count started 01/01/2008.

TRADE ADJUSTMENT ACT			
Number of Active Petitions	416	416	413
Initial Claims	56	45	47,538
Weeks Claimed	590	624	2,907,909
Gross Amount of TRA Payments (\$)	248,600	260,444	77,834,773
Number Entered Training	11	0	27,807
Gross Amount of TAA Payments (\$)	241,207	68,981	88,560,321

Cumulative Count started 9/1/85.

WORKSHARE PROGRAM			
Initial Claims	47	11	31,253
Weeks Claimed	493	460	232,116
Gross Amount of Payments (\$)	17,979	31,306	82,889,284

Cumulative Count started 7/18/82.

TRAINING UI (PTT)			
Applications Accepted	54	0	44,277
Approved	48	0	42,116
Weeks Claimed	293	375	2,395,193
Gross Amount of Payments (\$)	85,545	108,838	26,148,058

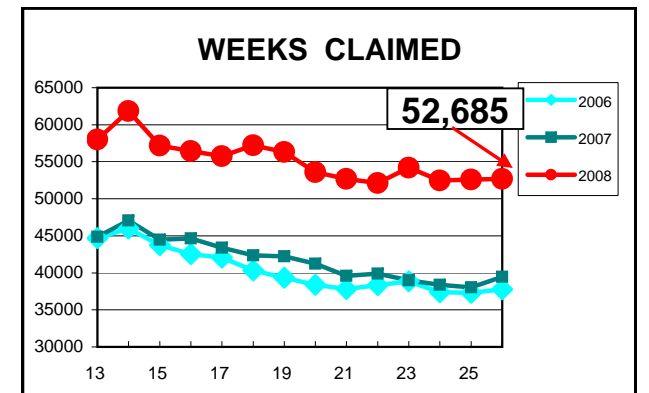
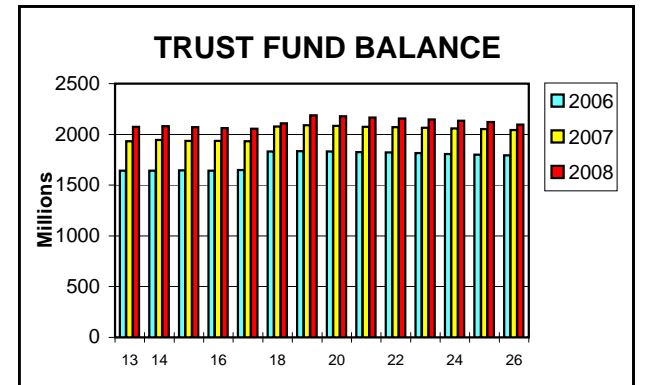
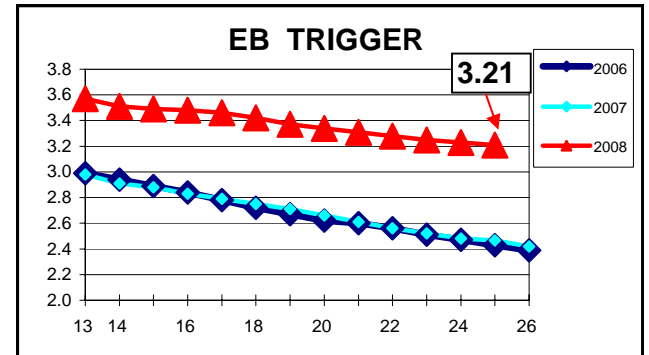
Cumulative Count started 4/3/83.

SUD			
Initial Claims	6	2	1,118
Weeks Claimed	116	151	8,651
Gross Amount of Payments (\$)	44,216	56,073	8,174,089

Cumulative Count started Week 35 - 9/1/2001.

SELF EMPLOYMENT (SEA) MONTHLY	May 2008	Apr 2008	Cumulative
Referred	35	35	2,358
Enrolled	38	47	1,937
Completed	1	1	964
Weeks Claimed	472	491	31,496
Gross Amount of Payments (\$)	185,261	186,737	11,569,254

Cumulative Count started 09/95. These are MONTHLY counts.



Week #26 Ending June 28, 2008

	This Week	Last Week	Cumulative
DISASTER UNEMPLOYMENT ASSISTANCE (DUA)			
Initial Claims	0	0	180
Weeks Claimed	0	1	502
Gross Amount of Payments (\$)	0	140	118,216
Insured	0	0	69,069
Self Employed	0	140	49,140
Number Exhausting Benefits	0	1	7

Announcement Date 12/12/2007

Cumulative Count started 12/22/2007