

UNEMPLOYMENT INSURANCE STATISTICS

State of Oregon
EMPLOYMENT DEPARTMENT

UI Program Analysis
Rick Hawes
(503) 947-1711

LABOR FORCE DATA		This Month	Last Month	Last Year
		May 2008	Apr 2008	May 2007
Oregon Civilian Labor Force		1,939,069	1,940,711	1,913,060
Total Number Unemployed		102,543	107,055	90,918
UNEMPLOYMENT RATES (CIVILIAN)				
Total Unemployment	Oregon	5.3	5.5	4.8
	National	5.2	4.8	4.3
Seasonally Adjusted	Oregon	5.6	5.4	5.1
	National	5.5	5.0	4.5

Week #27 Ending July 05, 2008	THIS WEEK		LAST WEEK		This Month	Last Month	Last Year
	2008	2007	2008	2007	Jun 2008	May 2008	Jun 2007
UNEMPLOYMENT RATES							
Insured Unemployment: Oregon	3.00	2.31	3.08	2.34	2.91	2.96	2.74
EB Trigger	3.16	2.42	3.21	2.46			
Adjusted Insured Unemployment	3.92	3.05	3.97	3.09			
National Average TUR +	5.60	5.10	5.60	5.10			
REGULAR CLAIMS (UI, UCFE, UCX)					This Month	Last Month	Last Year
Initial Claims (Excl. Liable)*	8,904	7,749	6,908	5,540	Jun 2008	May 2008	Jun 2007
Oregon - New	4,147	3,740	3,242	2,583	34,193	29,667	24,175
Additional	4,491	3,807	3,402	2,746	16,708	13,907	12,313
Interstate - Agent	266	202	264	211	16,547	14,861	11,041
Interstate - Liable	323	182	183	176	938	899	821
Weeks Claimed (Excl. Liable)*	51,282	38,941	52,685	39,462	834	654	695
Oregon	49,543	37,426	50,616	37,784	254,337	217,919	156,238
Interstate - Agent	1,739	1,515	2,069	1,678	245,765	208,579	149,049
Interstate - Liable	1,543	1,408	1,613	1,451	8,572	9,340	7,189
New Combined Wage Claims	96	108	126	122	7,790	6,422	5,759
Non-monetary Determinations & Redeter.	1,944	1,918	2,348	2,428	562	625	477
PAYMENTS: REGULAR BENEFITS							
First Payments	2,760	2,419	2,698	2,243	9,742	10,914	9,809
Checks Issued	48,030	36,170	48,630	35,679			
Gross Amount of Payments (\$)*	12,957,059	9,347,385	13,124,760	9,319,424	12,426	11,252	8,320
Average Check Amount (\$)*	269.77	258.43	269.89	261.20	237,619	207,167	145,043
Number Exhausting Benefits	844	649	914	632	64,482,521	55,725,244	37,933,395
TRUST FUND							
Receipts (in Millions) (\$)					271.37	268.99	261.53
Balance (in Millions) (\$)	2,104.27	2,047.81	2,095.20	2,055.19	4,689	4,469	2,815
					INA	INA	INA
					2,095.20	2,157.34	2,055.19

+ NTUR: Unemployment Compensation Amendment of 1992 specifies that a 2 month average NTUR be used to determine duration levels.

http://www.oregon.gov/EMPLOY/BUDGET/UI/current_reports.shtml

* Excludes WORKSHARE program

UI Pub 102(02/05/04)

Week #27 Ending July 05, 2008

	This Week	Last Week	Cumulative
EXTENDED BENEFITS (UI, UCFE, UCX)			
Initial Claims (Excl. Liable)	0	3	26
Weeks Claimed (Excl. Liable)	28	11	68
Gross Amount of Payments (\$)	0	0	0
Number Exhausting Benefits	0	0	0

Oregon EB TUR Trigger "OFF" 01/10/2004. Alaska "ON" 06/01/2004

Misc Additional Benefits			
Initial Claims (Excl. Liable)	0	0	0
Weeks Claimed (Excl. Liable)	1	2	27
Gross Amount of Payments (\$)	0	0	0
Number Exhausting Benefits	0	0	0

Cumulative Count started 01/01/2008.

TRADE ADJUSTMENT ACT			
Number of Active Petitions	416	416	413
Initial Claims	26	56	47,564
Weeks Claimed	548	590	2,908,457
Gross Amount of TRA Payments (\$)	229,819	248,600	78,064,592
Number Entered Training	28	11	27,835
Gross Amount of TAA Payments (\$)	153,854	241,207	88,714,175

Cumulative Count started 9/1/85.

WORKSHARE PROGRAM			
Initial Claims	98	47	31,351
Weeks Claimed	681	493	232,797
Gross Amount of Payments (\$)	32,538	17,979	82,921,822

Cumulative Count started 7/18/82.

TRAINING UI (PTT)			
Applications Accepted	34	54	44,311
Approved	32	48	42,148
Weeks Claimed	313	293	2,395,506
Gross Amount of Payments (\$)	97,639	85,545	26,245,697

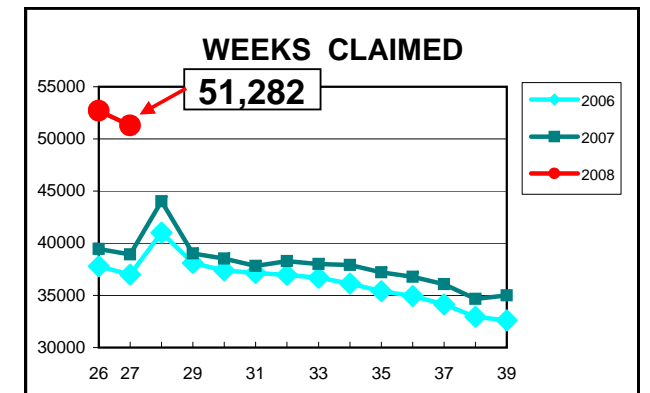
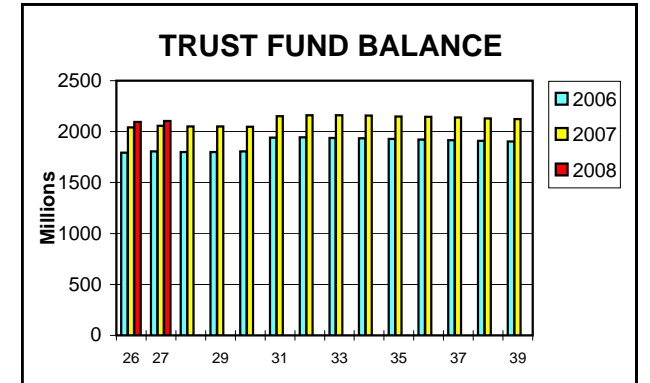
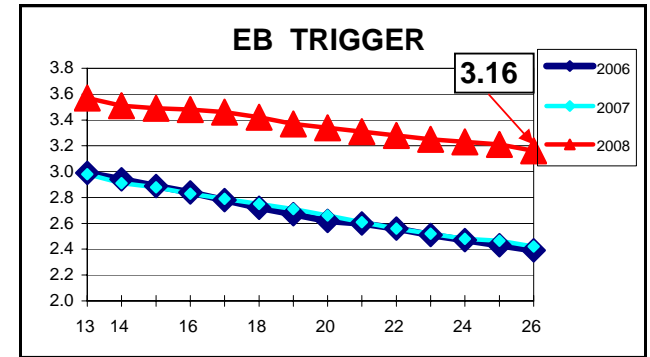
Cumulative Count started 4/3/83.

SUD			
Initial Claims	2	6	1,120
Weeks Claimed	112	116	8,763
Gross Amount of Payments (\$)	41,391	44,216	8,215,480

Cumulative Count started Week 35 - 9/1/2001.

SELF EMPLOYMENT (SEA) MONTHLY	Jun 2008	May 2008	Cumulative
Referred	22	35	2,380
Enrolled	22	38	1,959
Completed	1	1	965
Weeks Claimed	106	472	31,602
Gross Amount of Payments (\$)	47,013	185,261	11,616,267

Cumulative Count started 09/95. These are MONTHLY counts.



Week #27 Ending July 05, 2008

	This Week	Last Week	Cumulative
DISASTER UNEMPLOYMENT ASSISTANCE (DUA)			
Initial Claims	0	0	180
Weeks Claimed	0	0	502
Gross Amount of Payments (\$)	0	0	118,216
Insured	0	0	69,069
Self Employed	0	0	49,140
Number Exhausting Benefits	0	0	7

Announcement Date 12/12/2007

Cumulative Count started 12/22/2007