

# UNEMPLOYMENT INSURANCE STATISTICS

State of Oregon

EMPLOYMENT DEPARTMENT

UI Program Analysis

Rick Hawes

(503) 947-1711

LABOR FORCE DATA		This Month	Last Month	Last Year
		Jun 2008	May 2008	Jun 2007
Oregon Civilian Labor Force		1,955,948	1,937,069	1,939,493
Total Number Unemployed		107,089	101,370	99,089
UNEMPLOYMENT RATES (CIVILIAN)				
Total Unemployment	Oregon	5.5	5.2	5.1
	National	5.7	5.2	4.7
Seasonally Adjusted	Oregon	5.5	5.6	5.2
	National	5.5	5.5	4.6

Week #30 Ending July 26, 2008	THIS WEEK		LAST WEEK		This Month	Last Month	Last Year
	2008	2007	2008	2007	Jun 2008	May 2008	Jun 2007
<b>UNEMPLOYMENT RATES</b>							
Insured Unemployment: Oregon	3.09	2.27	3.21	2.30	2.91	2.96	2.74
EB Trigger	3.14	2.36	3.15	2.38			
Adjusted Insured Unemployment	3.93	2.97	3.94	3.00			
National Average TUR +	5.50	5.10	5.50	5.10			
<b>REGULAR CLAIMS (UI, UCFE, UCX)</b>					This Month	Last Month	Last Year
					Jun 2008	May 2008	Jun 2007
<b>Initial Claims (Excl. Liable)*</b>	<b>6,936</b>	<b>4,708</b>	<b>6,137</b>	<b>4,605</b>	<b>34,193</b>	<b>29,667</b>	<b>24,175</b>
Oregon - New	3,940	2,603	3,080	2,529	16,708	13,907	12,313
Additional	2,715	1,916	2,763	1,859	16,547	14,861	11,041
Interstate - Agent	281	189	294	217	938	899	821
Interstate - Liable	196	141	167	142	834	654	695
<b>Weeks Claimed (Excl. Liable)*</b>	<b>52,974</b>	<b>38,539</b>	<b>55,075</b>	<b>39,008</b>	<b>254,337</b>	<b>217,919</b>	<b>156,238</b>
Oregon	50,808	36,824	53,215	37,390	245,765	208,579	149,049
Interstate - Agent	2,166	1,715	1,860	1,618	8,572	9,340	7,189
Interstate - Liable	1,603	1,410	1,674	1,433	7,790	6,422	5,759
<b>New Combined Wage Claims</b>	<b>119</b>	<b>123</b>	<b>107</b>	<b>117</b>	<b>562</b>	<b>625</b>	<b>477</b>
<b>Non-monetary Determinations &amp; Redeter.</b>	<b>2,721</b>	<b>2,644</b>	<b>2,859</b>	<b>2,560</b>	<b>9,742</b>	<b>10,914</b>	<b>9,809</b>
<b>PAYMENTS: REGULAR BENEFITS</b>							
First Payments	2,753	2,035	4,212	3,310	12,426	11,252	8,320
Checks Issued	48,909	35,597	51,702	35,769	237,619	207,167	145,043
Gross Amount of Payments (\$)*	13,273,092	9,267,375	14,014,029	9,410,650	64,482,521	55,725,244	37,933,395
Average Check Amount (\$)*	271.38	260.34	271.05	263.10	271.37	268.99	261.53
Number Exhausting Benefits	1,062	767	1,230	766	4,689	4,469	2,815
<b>TRUST FUND</b>							
Receipts (in Millions) (\$)					INA	INA	INA
Balance (in Millions) (\$)	2,075.42	2,034.45	2,083.36	2,037.62	2,095.20	2,157.34	2,055.19

+ NTUR: Unemployment Compensation Amendment of 1992 specifies that a 2 month average NTUR be used to determine duration levels.

[http://www.oregon.gov/EMPLOY/BUDGET/UI/current\\_reports.shtml](http://www.oregon.gov/EMPLOY/BUDGET/UI/current_reports.shtml)

\* Excludes WORKSHARE program

UI Pub 102(02/05/04)

**Week #30 Ending July 26, 2008**

	This Week	Last Week	Cumulative
<b>EXTENDED BENEFITS (UI, UCFE, UCX)</b>			
Initial Claims (Excl. Liable)	3	3	36
Weeks Claimed (Excl. Liable)	15	17	117
Gross Amount of Payments (\$)	0	0	0
Number Exhausting Benefits	0	0	0

Oregon EB TUR Trigger "OFF" 01/10/2004. Alaska "ON" 06/01/2008

<b>Misc Additional Benefits</b>			
Initial Claims (Excl. Liable)	0	0	0
Weeks Claimed (Excl. Liable)	1	1	32
Gross Amount of Payments (\$)	0	0	0
Number Exhausting Benefits	0	0	0

Cumulative Count started 01/01/2008.

<b>TRADE ADJUSTMENT ACT</b>			
Number of Active Petitions	417	417	417
Initial Claims	48	63	47,700
Weeks Claimed	27	67	2,909,125
Gross Amount of TRA Payments (\$)	8,172	26,156	78,336,853
Number Entered Training	4	27	27,867
Gross Amount of TAA Payments (\$)	85,864	47,065	88,956,901

Cumulative Count started 9/1/85.

<b>WORKSHARE PROGRAM</b>			
Initial Claims	46	41	31,443
Weeks Claimed	412	608	234,323
Gross Amount of Payments (\$)	25,735	25,345	82,989,602

Cumulative Count started 7/18/82.

<b>TRAINING UI (PTT)</b>			
Applications Accepted	39	14	44,401
Approved	33	12	42,225
Weeks Claimed	459	445	2,396,734
Gross Amount of Payments (\$)	95,675	142,622	26,582,932

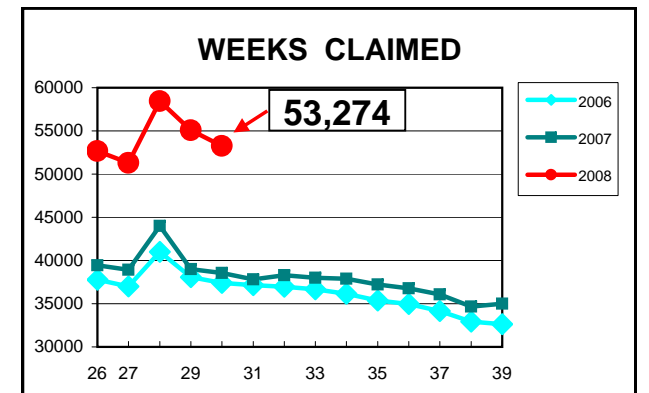
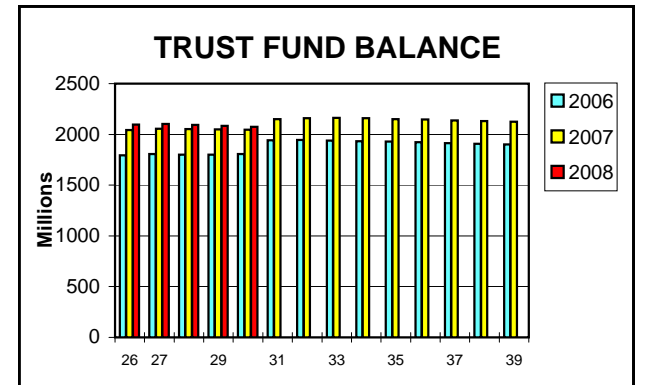
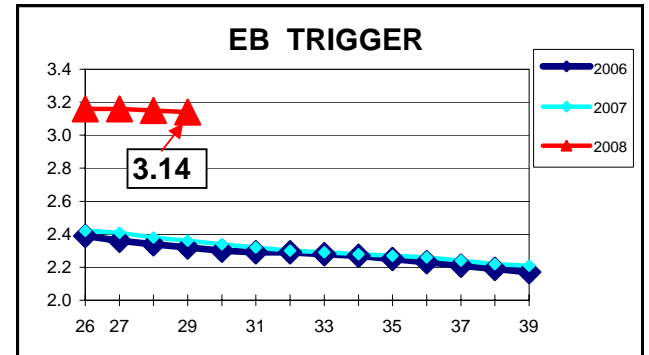
Cumulative Count started 4/3/83.

<b>SUD</b>			
Initial Claims	1	1	1,124
Weeks Claimed	1	5	8,878
Gross Amount of Payments (\$)	413	3,185	8,264,451

Cumulative Count started Week 35 - 9/1/2001.

<b>SELF EMPLOYMENT (SEA) MONTHLY</b>	Jun 2008	May 2008	Cumulative
Referred	22	35	2,380
Enrolled	22	38	1,959
Completed	1	1	965
<b>Weeks Claimed</b>	<b>472</b>	<b>472</b>	<b>31,968</b>
<b>Gross Amount of Payments (\$)</b>	<b>189,476</b>	<b>185,261</b>	<b>11,758,730</b>

Cumulative Count started 09/95. These are MONTHLY counts.



**Week #30 Ending July 26, 2008**

	<b>This Week</b>	<b>Last Week</b>	<b>Cumulative</b>
<b>DISASTER UNEMPLOYMENT ASSISTANCE (DUA)</b>			
Initial Claims	0	0	180
Weeks Claimed	0	0	502
Gross Amount of Payments (\$)	0	0	118,216
Insured	0	0	69,069
Self Employed	0	0	49,140
Number Exhausting Benefits	0	0	7

Announcement Date 12/12/2007

Cumulative Count started 12/22/2007

<b>EMERGENCY UNEMPLOYMENT COMPENSATION (EUC08)</b>			
Initial Claims (Excl. Liable)	2,259	4,917	11,666
Weeks Claimed (Excl. Liable)	10,314	7,581	19,247
Gross Amount of Payments (\$)	3,013,433	2,264,452	5,277,885
Number Exhausting Benefits	0	0	0

EUC begins 07/06/2008