

UNEMPLOYMENT INSURANCE STATISTICS

State of Oregon
EMPLOYMENT DEPARTMENT

UI Program Analysis
Rick Hawes
(503) 947-1711

LABOR FORCE DATA		This Month	Last Month	Last Year
		Jul 2008	Jun 2008	Jul 2007
Oregon Civilian Labor Force		1,970,140	1,954,856	1,943,103
Total Number Unemployed		114,032	16,094	100,631
UNEMPLOYMENT RATES (CIVILIAN)				
Total Unemployment	Oregon	5.8	5.4	5.2
	National	6.0	5.7	4.9
Seasonally Adjusted	Oregon	5.6	5.5	5.3
	National	5.7	5.5	4.7

Week #34 Ending August 23, 2008	THIS WEEK		LAST WEEK		This Month	Last Month	Last Year
	2008	2007	2008	2007	Jul 2008	Jun 2008	Jul 2007
UNEMPLOYMENT RATES							
Insured Unemployment: Oregon	3.17	2.23	3.18	2.23	3.53	2.91	2.89
EB Trigger	3.12	2.29	3.11	2.30			
Adjusted Insured Unemployment	3.95	2.92	3.94	2.92			
National Average TUR +	5.70	5.20	5.70	5.20			
REGULAR CLAIMS (UI, UCFE, UCX)					This Month	Last Month	Last Year
					Jul 2008	Jun 2008	Jul 2007
Initial Claims (Excl. Liable)*	7,111	4,641	7,675	5,009	33,596	34,193	25,772
Oregon - New	3,417	2,489	3,561	2,763	17,191	16,708	13,176
Additional	3,320	1,962	3,733	2,028	15,014	16,547	11,777
Interstate - Agent	374	190	381	218	1,391	938	819
Interstate - Liable	159	145	188	165	877	834	697
Weeks Claimed (Excl. Liable)*	54,342	37,899	54,552	37,994	226,749	254,337	193,988
Oregon	51,874	36,155	52,325	36,350	217,542	245,765	186,807
Interstate - Agent	2,468	1,744	2,227	1,644	9,207	8,572	7,181
Interstate - Liable	1,654	1,450	1,648	1,420	6,766	7,790	7,010
New Combined Wage Claims	103	100	135	103	567	562	543
Non-monetary Determinations & Redeter.	2,788	2,307	2,480	2,311	11,549	9,742	10,676
PAYMENTS: REGULAR BENEFITS							
First Payments	2,973	2,003	2,578	1,986	13,312	12,426	11,474
Checks Issued	49,788	34,636	49,766	34,719	208,518	237,619	177,473
Gross Amount of Payments (\$)*	13,613,227	9,174,146	13,538,835	9,125,298	56,781,277	64,482,521	46,487,442
Average Check Amount (\$)*	273.42	264.87	272.05	262.83	272.31	271.37	261.94
Number Exhausting Benefits	1,027	667	1,172	2,150	4,893	4,689	4,000
TRUST FUND							
Receipts (in Millions) (\$)					INA	INA	INA
Balance (in Millions) (\$)	2,151.48	2,146.82	2,161.85	2,149.56	2,074.30	2,095.20	2,043.40

+ NTUR: Unemployment Compensation Amendment of 1992 specifies that a 2 month average NTUR be used to determine duration levels.

http://www.oregon.gov/EMPLOY/BUDGET/UI/current_reports.shtml

* Excludes WORKSHARE program

UI Pub 102(02/05/04)

Week #34 Ending August 23, 2008

	This Week	Last Week	Cumulative
EXTENDED BENEFITS (UI, UCFE, UCX)			
Initial Claims (Excl. Liable)	2	3	48
Weeks Claimed (Excl. Liable)	0	0	137
Gross Amount of Payments (\$)	0	0	0
Number Exhausting Benefits	0	0	0

Oregon EB TUR Trigger "OFF" 01/10/2004. Alaska "ON" 06/01/2008

Misc Additional Benefits			
Initial Claims (Excl. Liable)	3	2	5
Weeks Claimed (Excl. Liable)	20	21	93
Gross Amount of Payments (\$)	0	0	0
Number Exhausting Benefits	0	0	0

Cumulative Count started 01/01/2008.

TRADE ADJUSTMENT ACT			
Number of Active Petitions	418	418	418
Initial Claims	51	43	47,939
Weeks Claimed	20	16	2,905,242
Gross Amount of TRA Payments (\$)	6,169	5,476	78,367,147
Number Entered Training	5	4	27,902
Gross Amount of TAA Payments (\$)	223,504	264,836	89,658,774

Cumulative Count started 9/1/85.

WORKSHARE PROGRAM			
Initial Claims	82	39	31,582
Weeks Claimed	386	364	235,857
Gross Amount of Payments (\$)	36,618	27,352	83,110,592

Cumulative Count started 7/18/82.

TRAINING UI (PTT)			
Applications Accepted	39	38	44,555
Approved	31	32	42,341
Weeks Claimed	621	263	2,398,540
Gross Amount of Payments (\$)	152,758	148,761	27,134,703

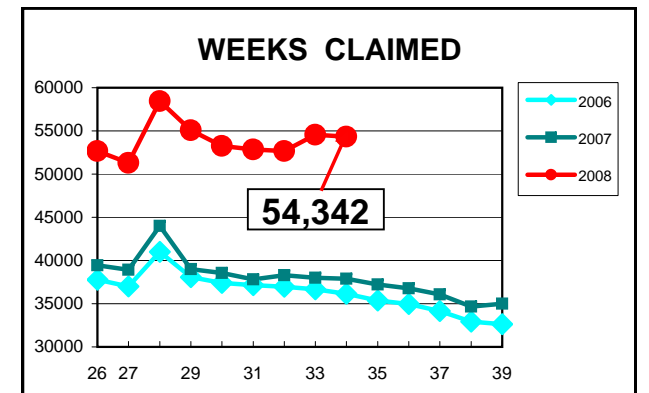
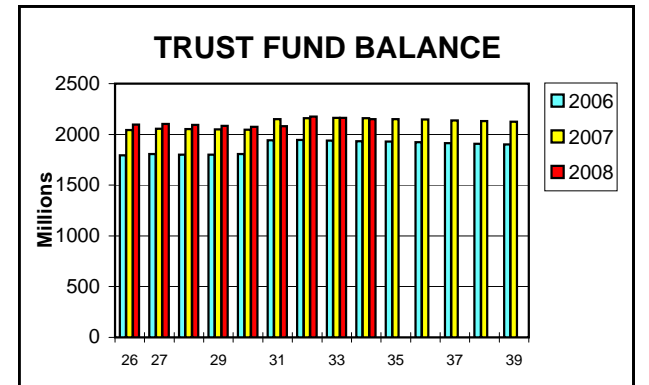
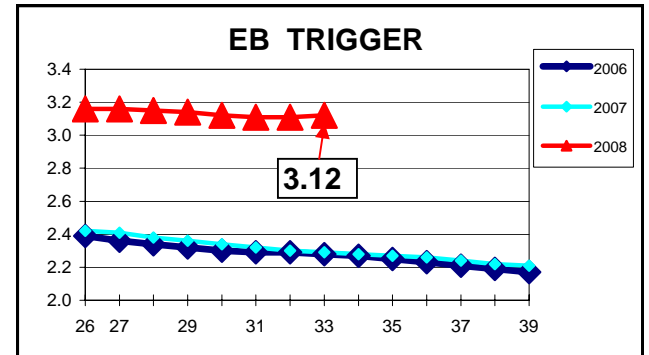
Cumulative Count started 4/3/83.

SUD			
Initial Claims	0	0	1,124
Weeks Claimed	0	0	8,881
Gross Amount of Payments (\$)	0	0	8,265,277

Cumulative Count started Week 35 - 9/1/2001.

SELF EMPLOYMENT (SEA) MONTHLY	Jul 2008	Jun 2008	Cumulative
Referred	18	35	2,398
Enrolled	29	38	1,988
Completed	0	1	965
Weeks Claimed	321	472	32,399
Gross Amount of Payments (\$)	121,658	185,261	11,932,609

Cumulative Count started 09/95. These are MONTHLY counts.



Week #34 Ending August 23, 2008

	This Week	Last Week	Cumulative
DISASTER UNEMPLOYMENT ASSISTANCE (DUA)			
Initial Claims	0	0	180
Weeks Claimed	0	0	502
Gross Amount of Payments (\$)	0	0	118,216
Insured	0	0	69,069
Self Employed	0	0	49,140
Number Exhausting Benefits	0	0	7

Announcement Date 12/12/2007

Cumulative Count started 12/22/2007

EMERGENCY UNEMPLOYMENT COMPENSATION (EUC08)			
Initial Claims (Excl. Liable)	1,334	1,453	17,502
Weeks Claimed (Excl. Liable)	15,290	14,043	73,673
Gross Amount of Payments (\$)	4,256,567	4,110,696	20,575,042
Number Exhausting Benefits	0	0	0

EUC begins 07/06/2008